

# The State of American Theology Study 2016

---

Commissioned by

*Ligonier Ministries*

TheStateofTheology.com



# Research Objective

---

**To measure the theological understanding of Americans today**

# Methodology

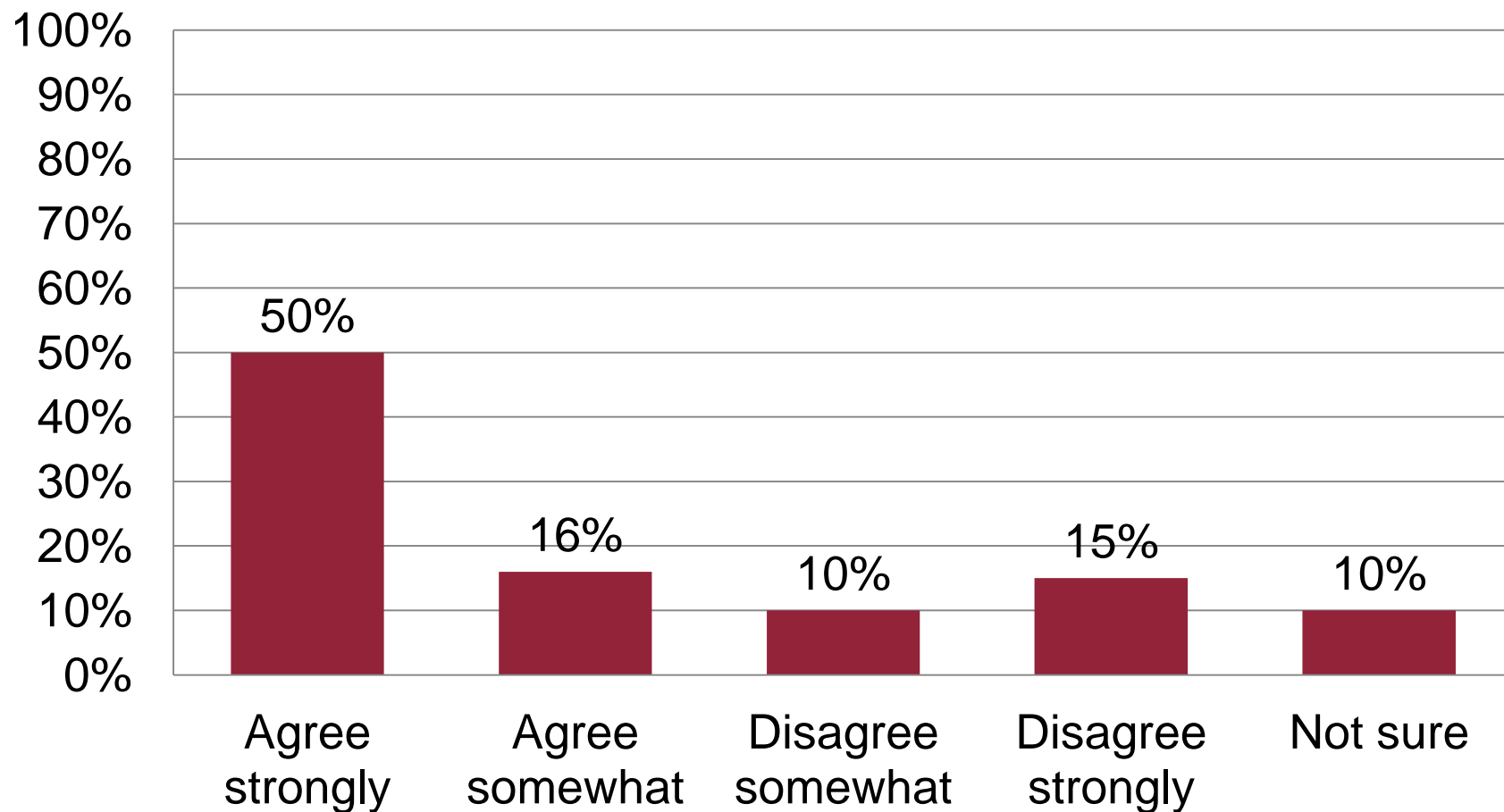
---

- ❑ A demographically balanced online panel was used for interviewing American adults
- ❑ 3,000 surveys were completed April 14-20, 2016
- ❑ The sample provides 95% confidence that the sampling error from the online panel does not exceed  $\pm 2.0\%$
- ❑ Margins of error are higher in sub-groups
- ❑ Slight weights were used to balance gender, age, ethnicity, income, region, and religion

# Survey Responses

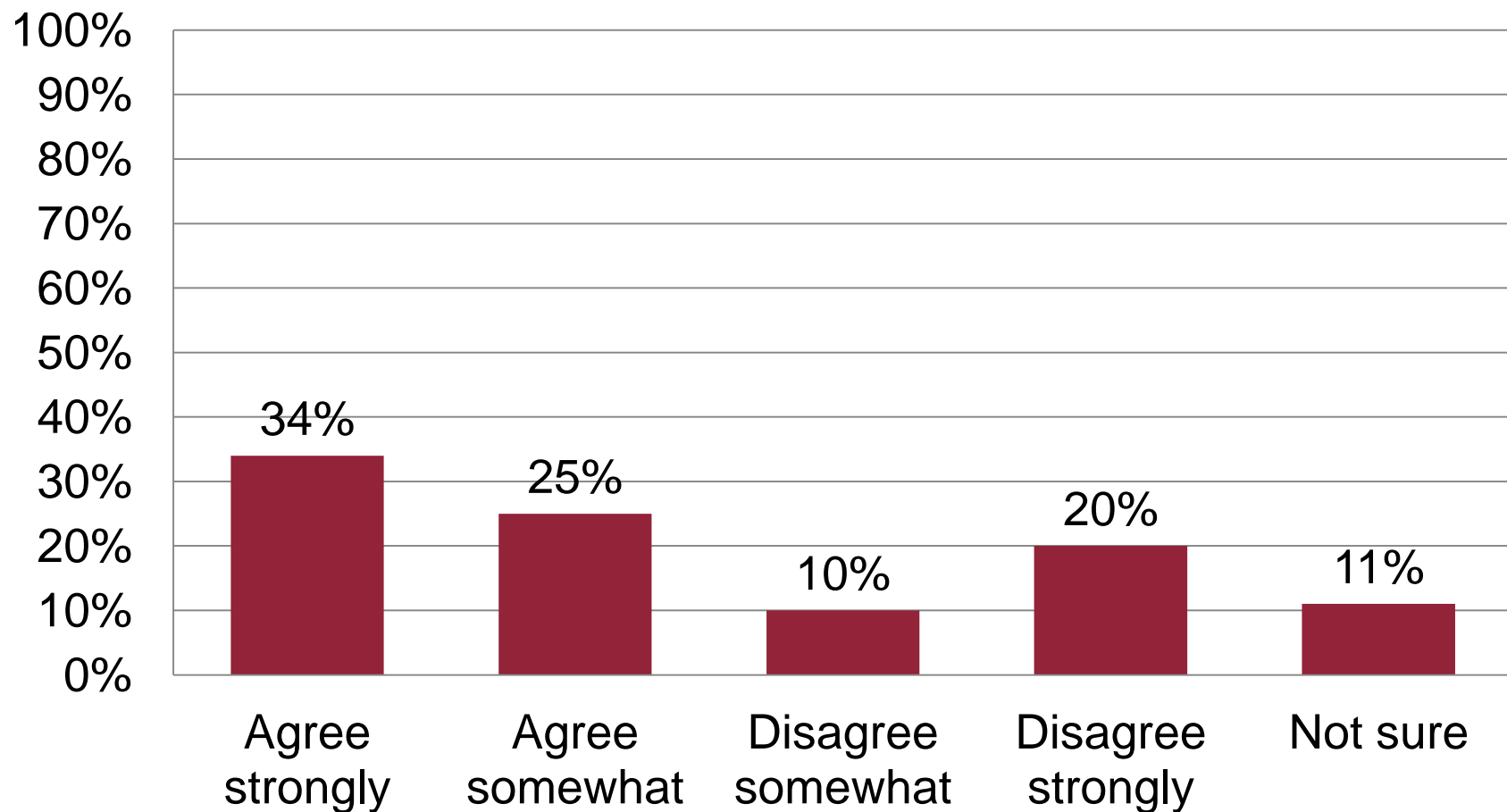


# God is a perfect being and cannot make a mistake.



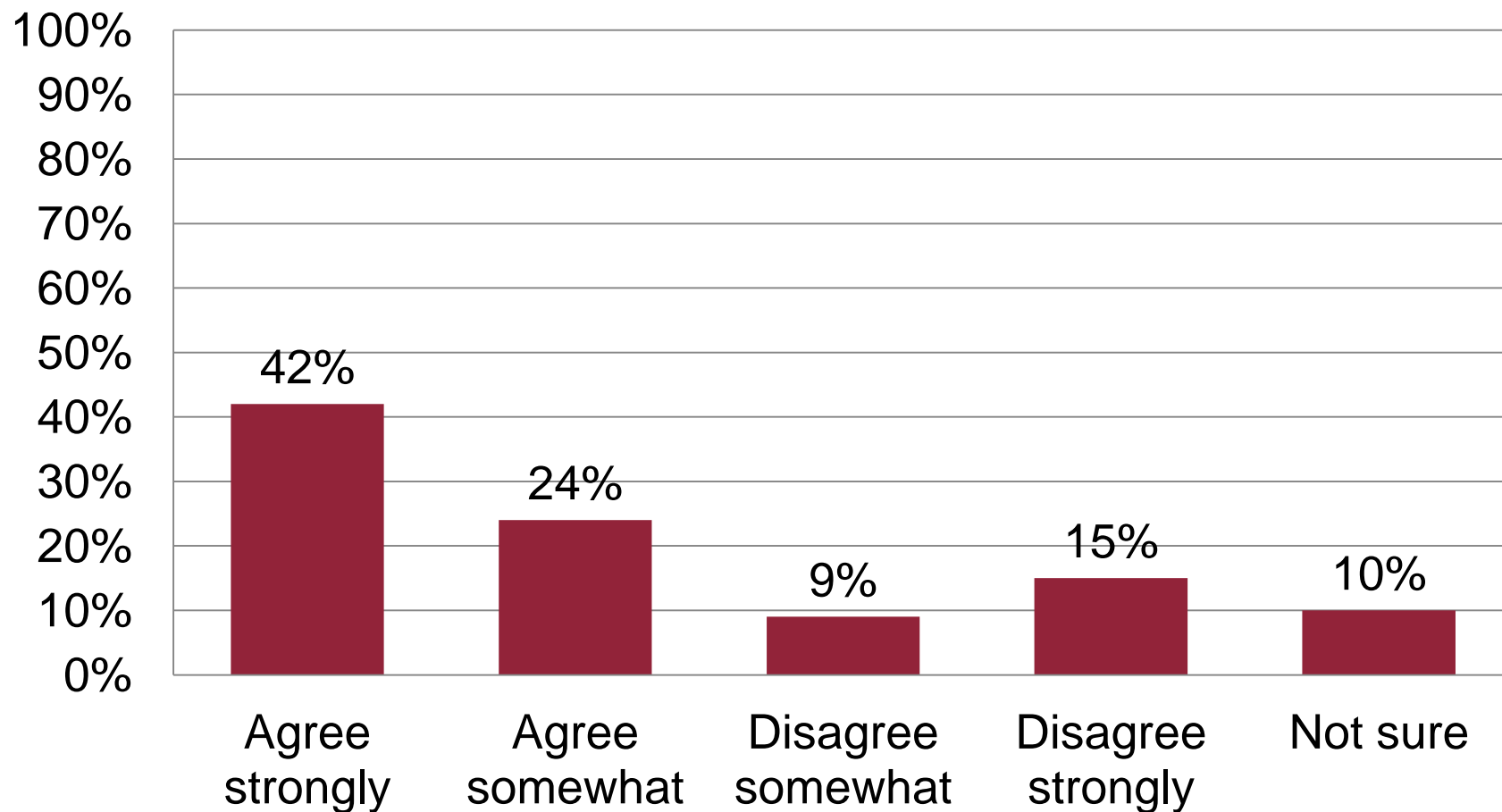
Q 19\_1: "For each of the following statements, please indicate your level of agreement."

# God knows everything that occurs in the world but does not determine all that happens.



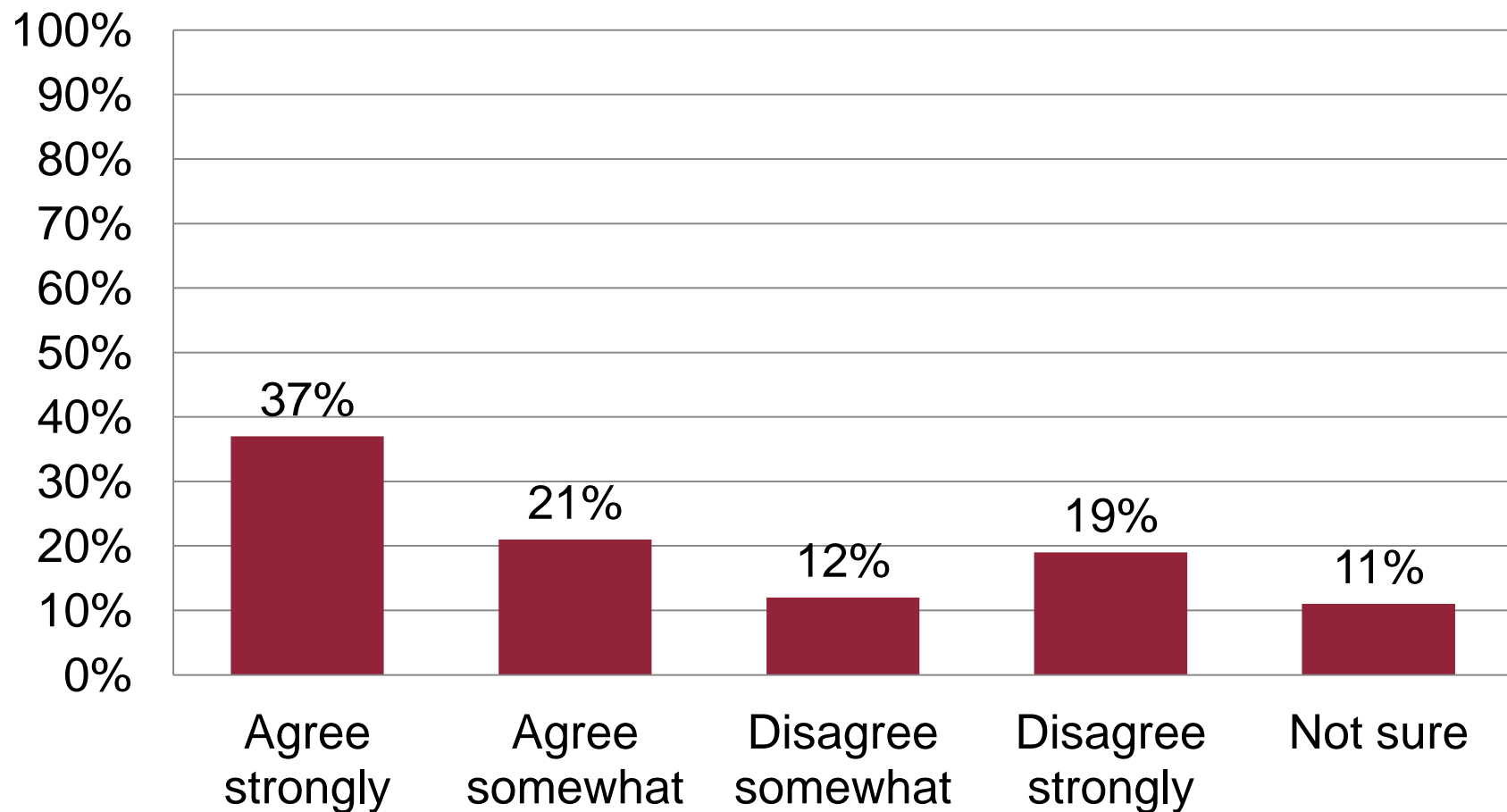
Q 19\_2: "For each of the following statements, please indicate your level of agreement."

# God continues to answer specific prayers.



Q 19\_3: "For each of the following statements, please indicate your level of agreement."

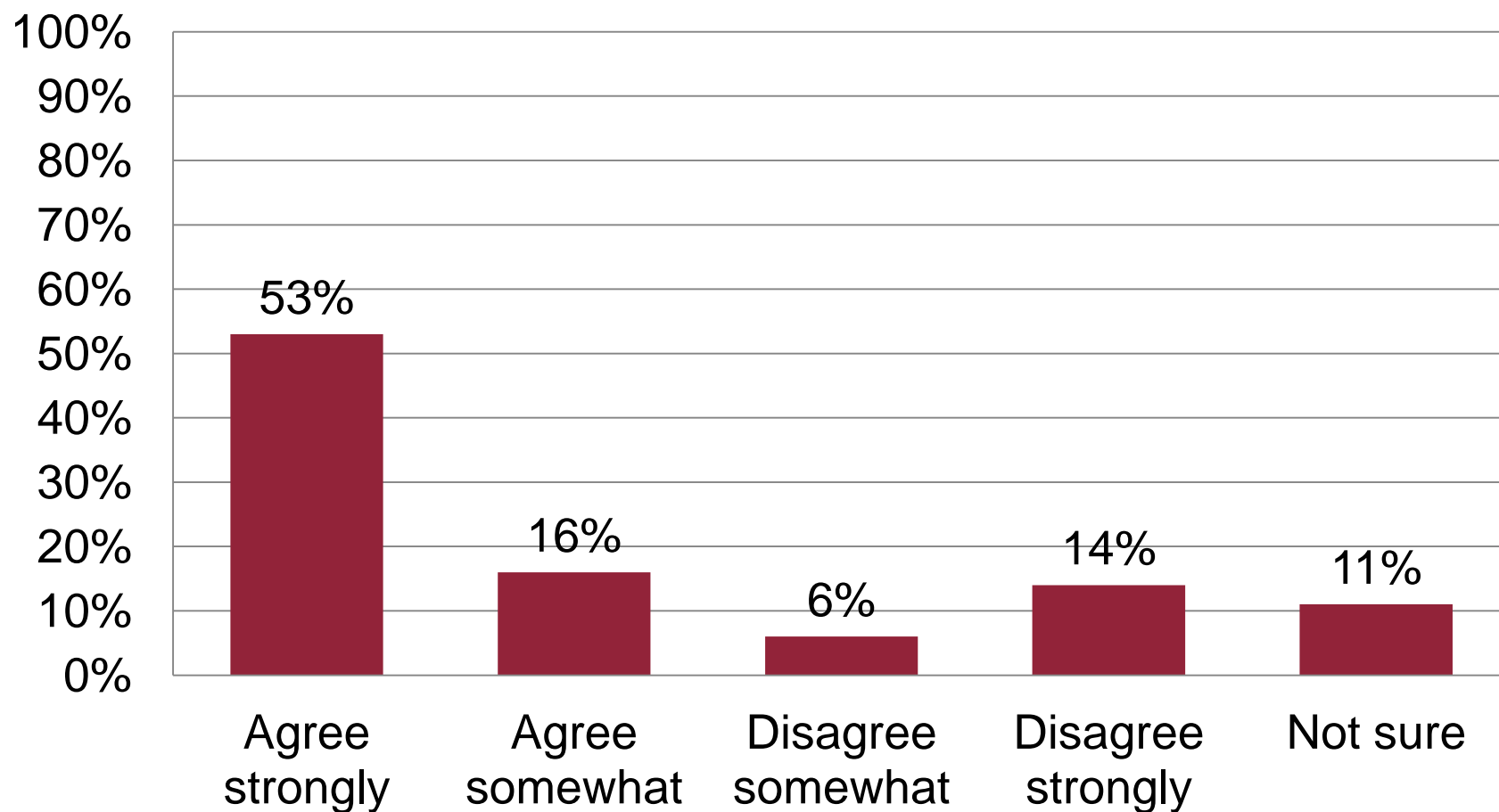
# God is the author of Scripture.



Q 19\_4: "For each of the following statements, please indicate your level of agreement."

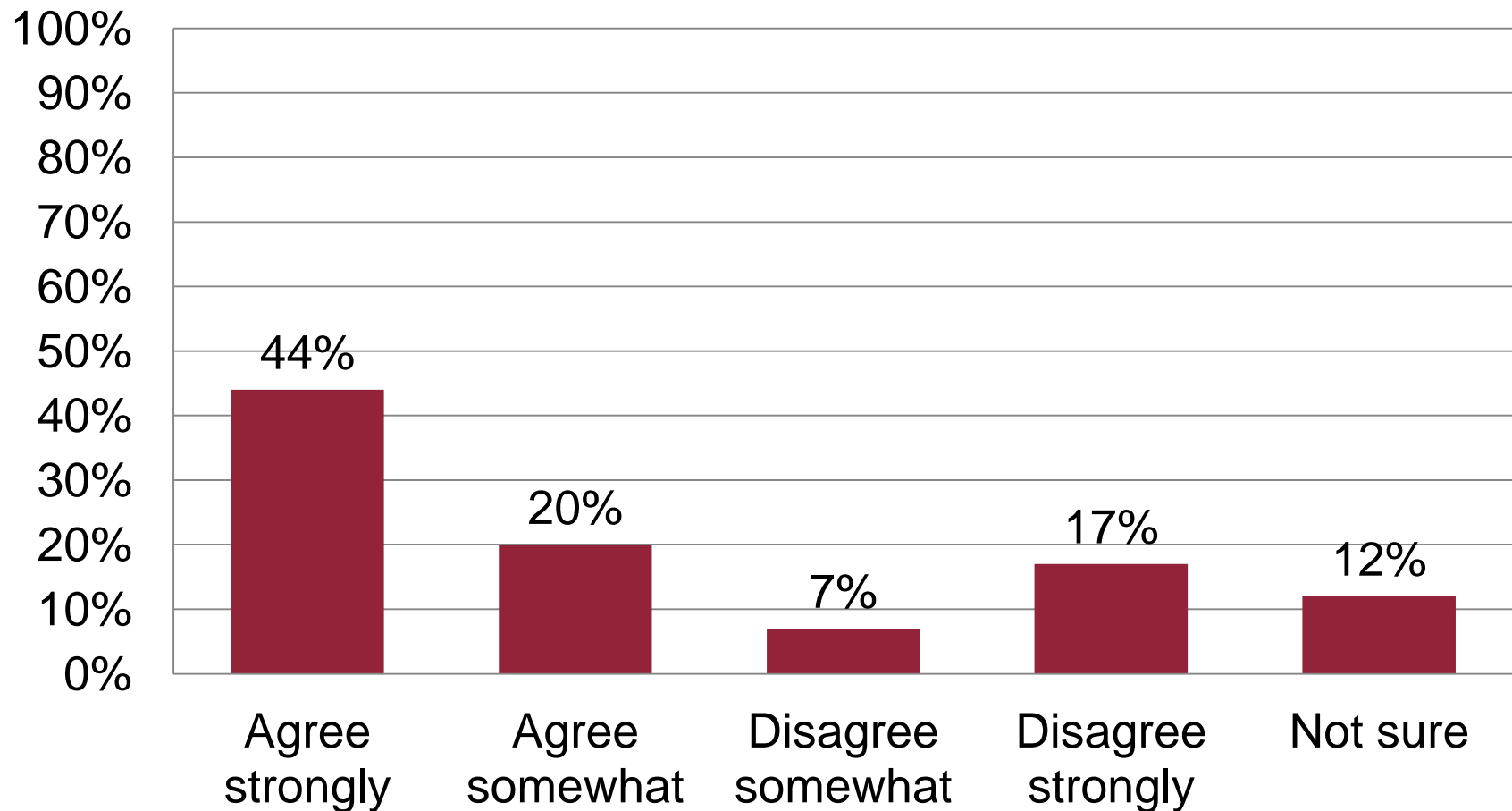


# There is one true God in three persons: God the Father, God the Son, and God the Holy Spirit.



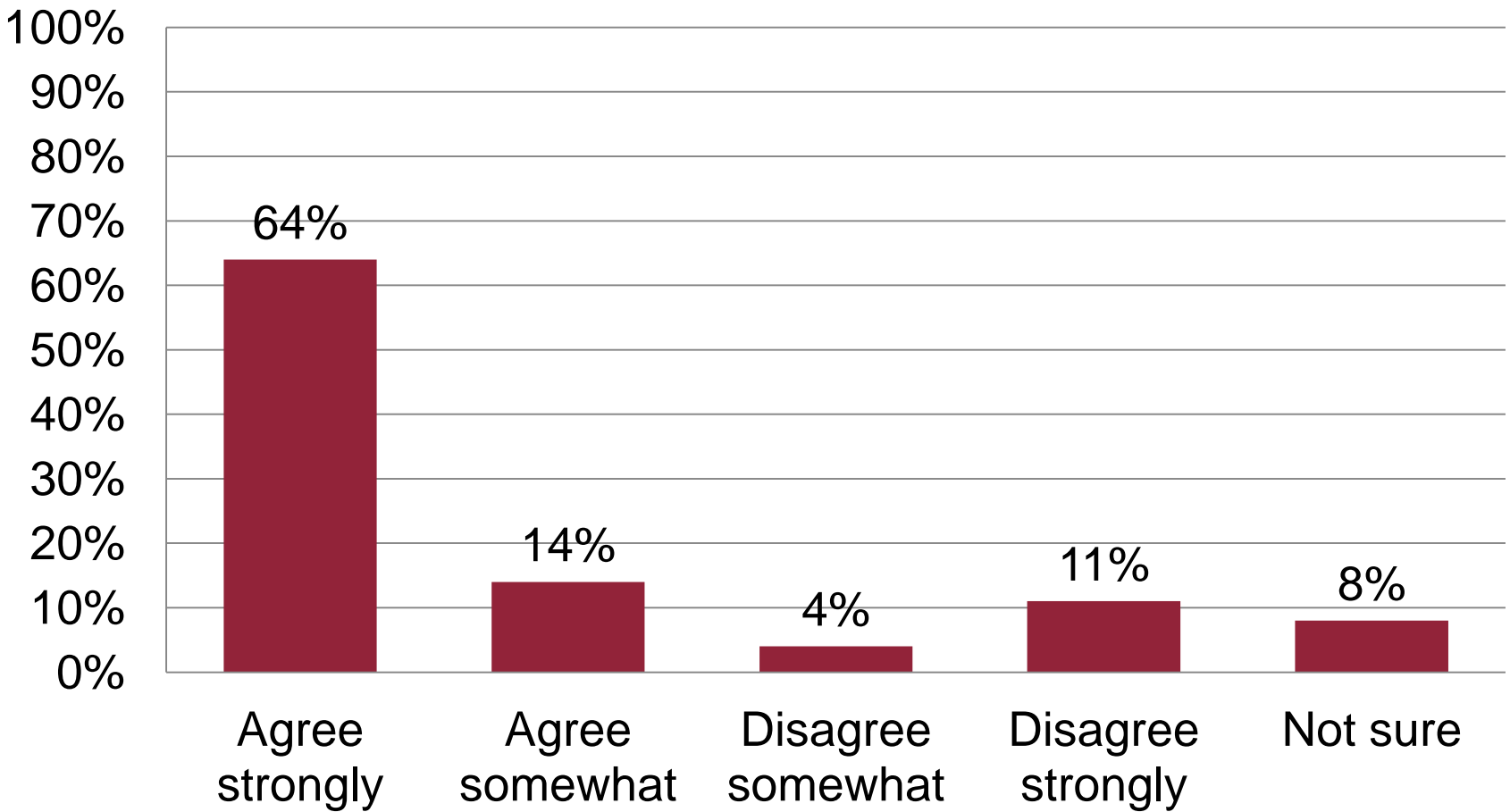
Q 20\_1: "For each of the following statements, please indicate your level of agreement."

# God accepts the worship of all religions, including Christianity, Judaism and Islam.



Q 20\_2: "For each of the following statements, please indicate your level of agreement."

# God created male and female.

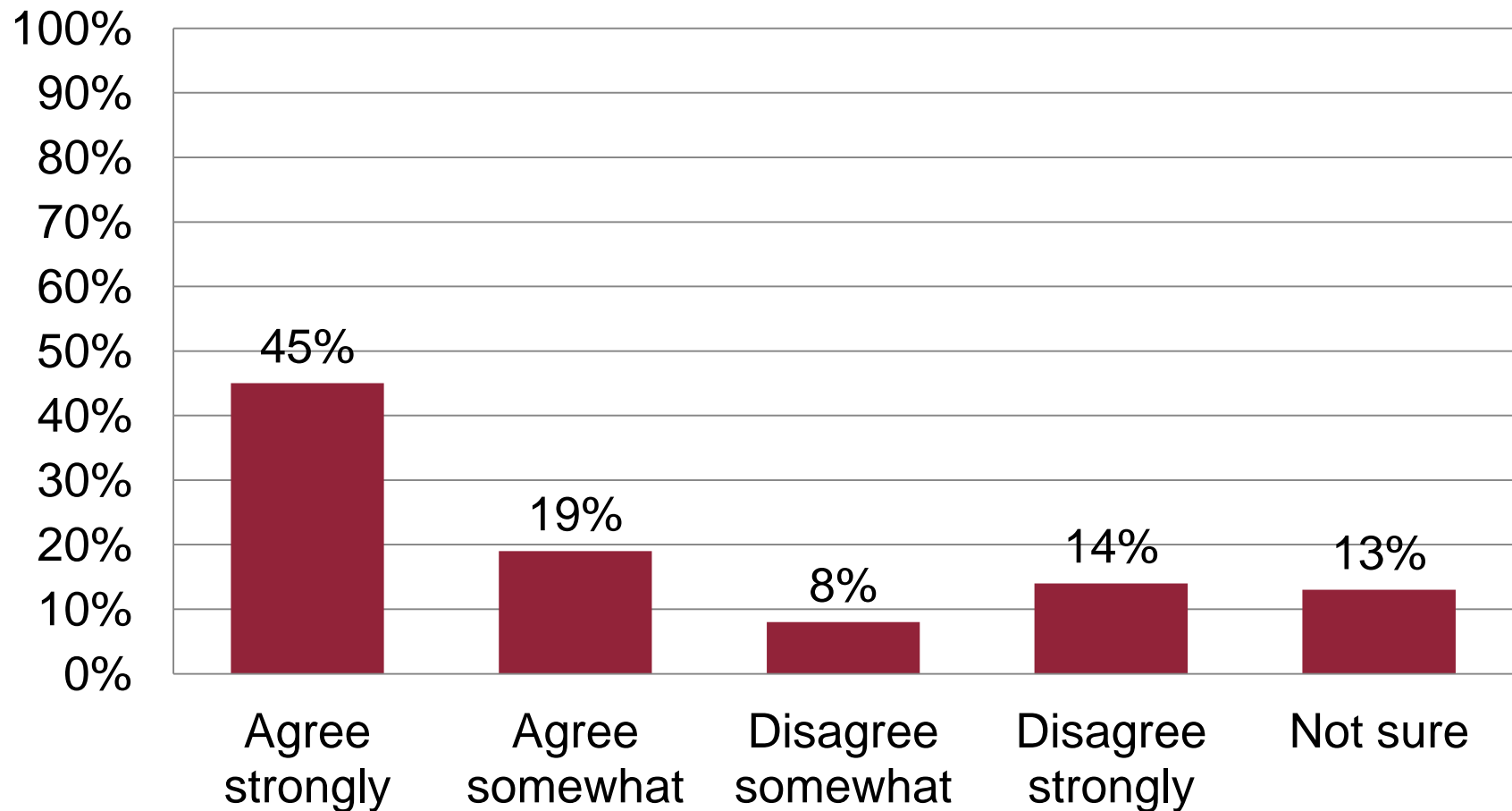


Q 20\_3: "For each of the following statements, please indicate your level of agreement."



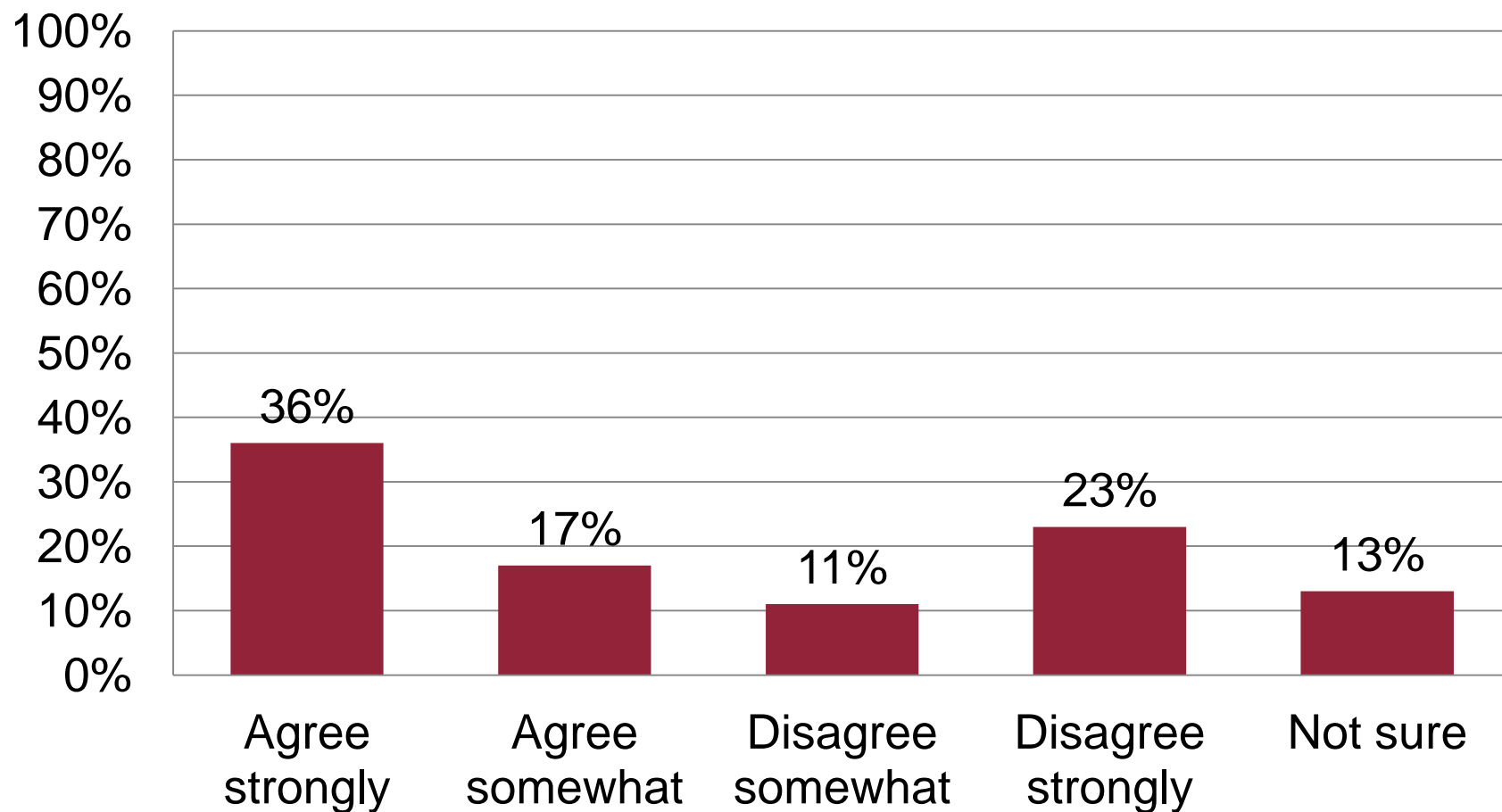
Biblical accounts of the physical (bodily) resurrection of Jesus are completely accurate. This event actually occurred.

---



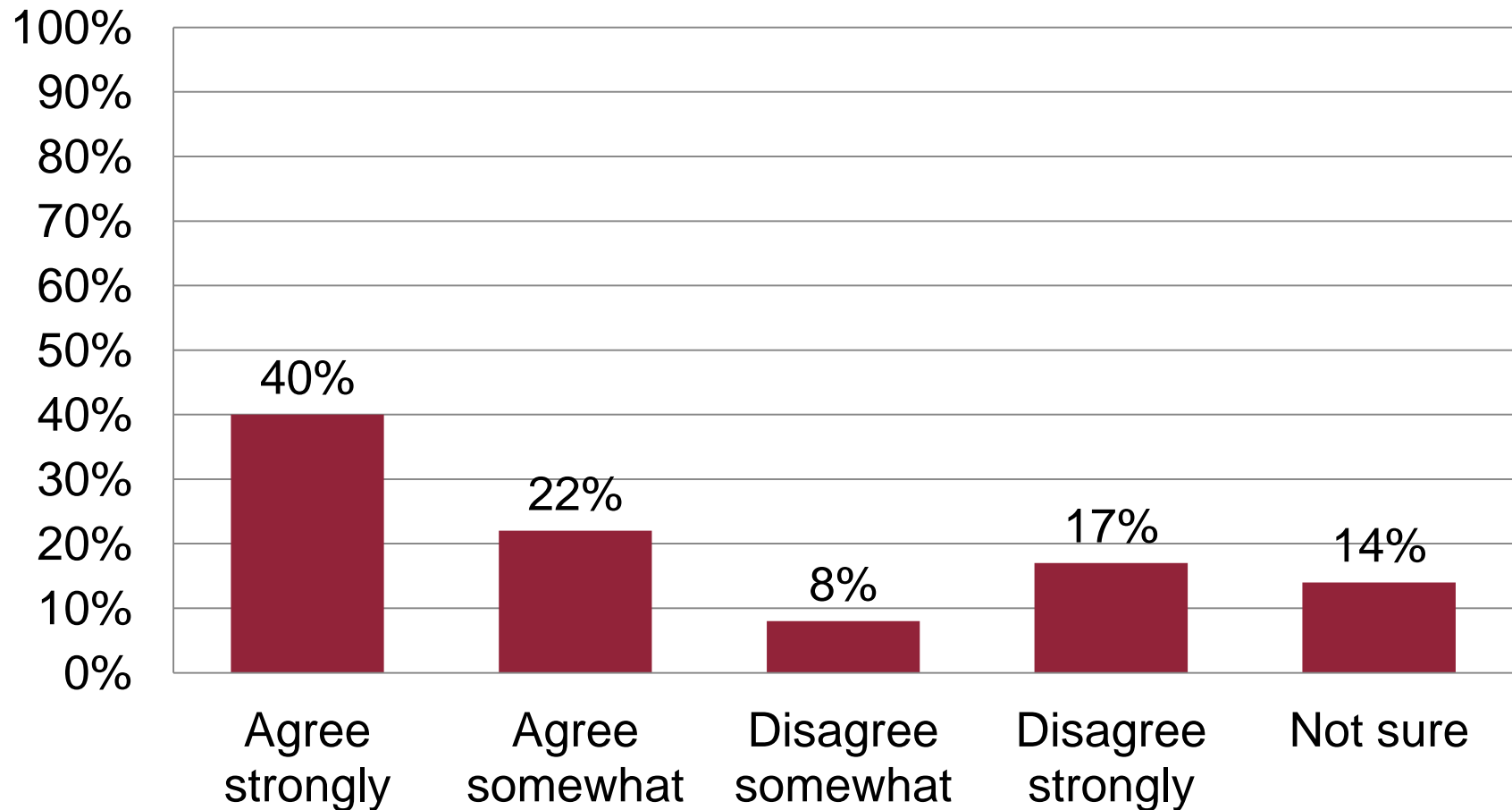
Q 21\_1: "For each of the following statements, please indicate your level of agreement."

# Jesus is the first and greatest being created by God.



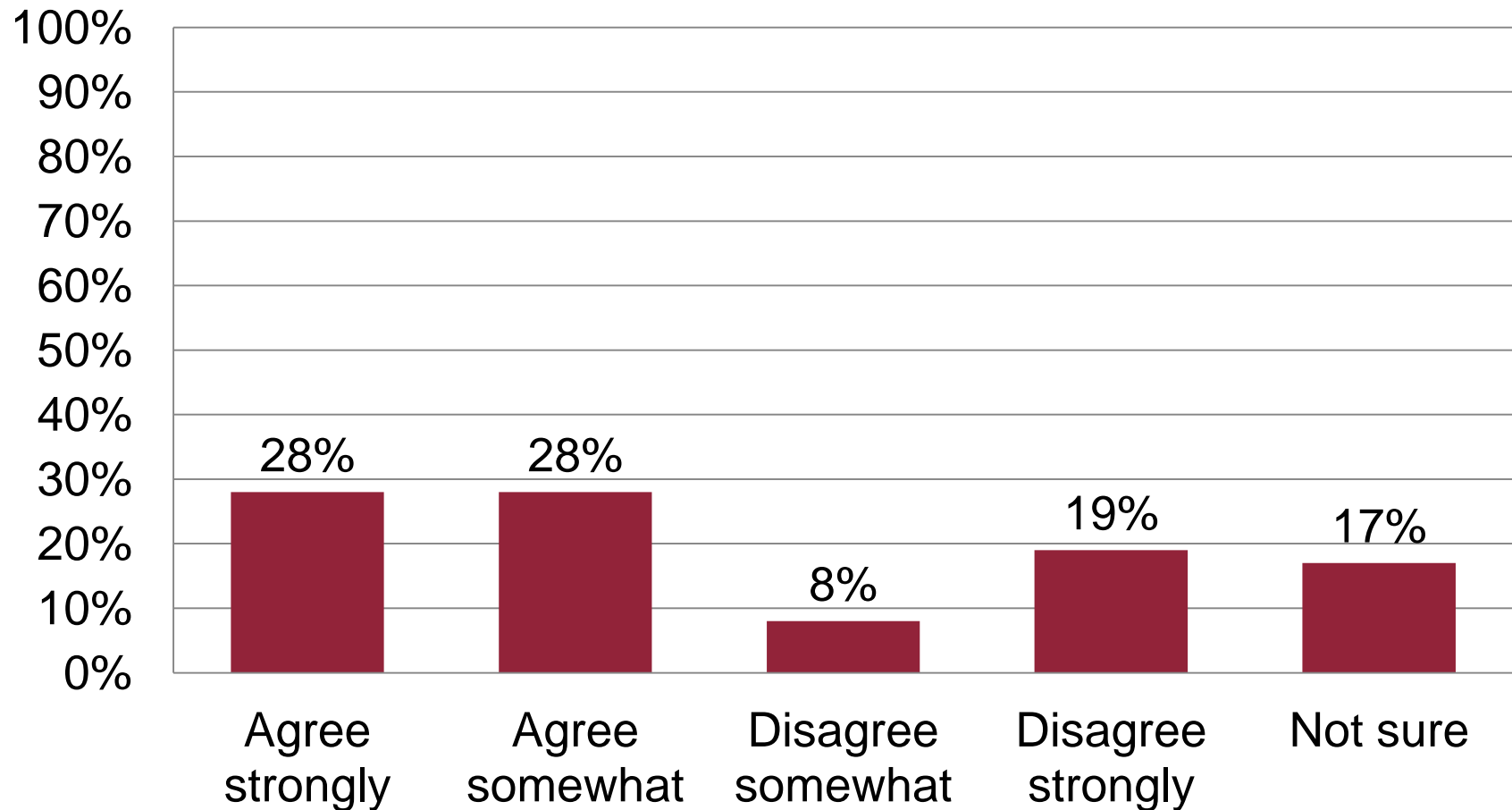
Q 21\_2: "For each of the following statements, please indicate your level of agreement."

# Jesus is truly God and has a divine nature, and Jesus is truly man and has a human nature.



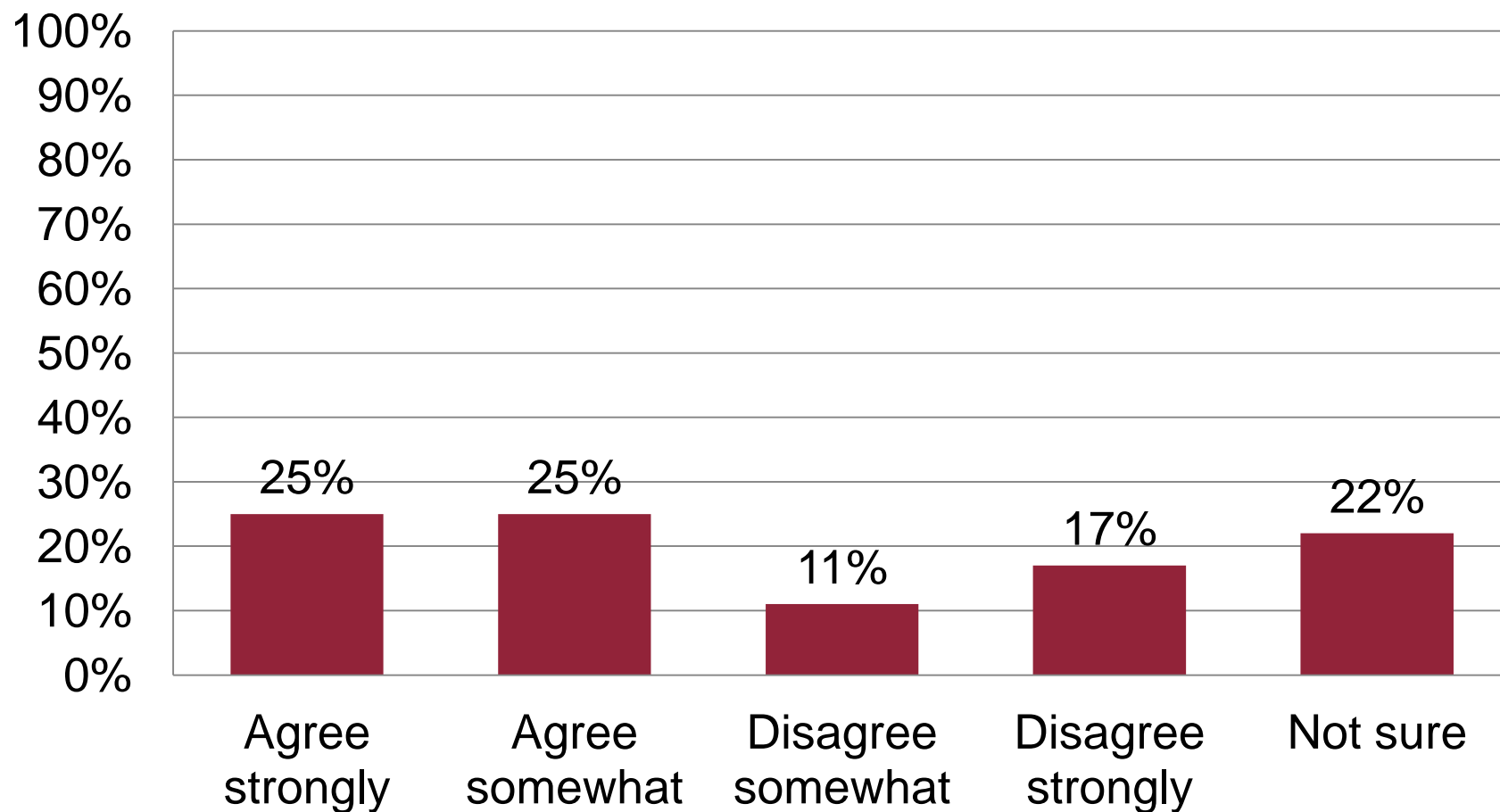
Q 21\_3: "For each of the following statements, please indicate your level of agreement."

# The Holy Spirit is a force but is not a personal being.



Q 22\_1: "For each of the following statements, please indicate your level of agreement."

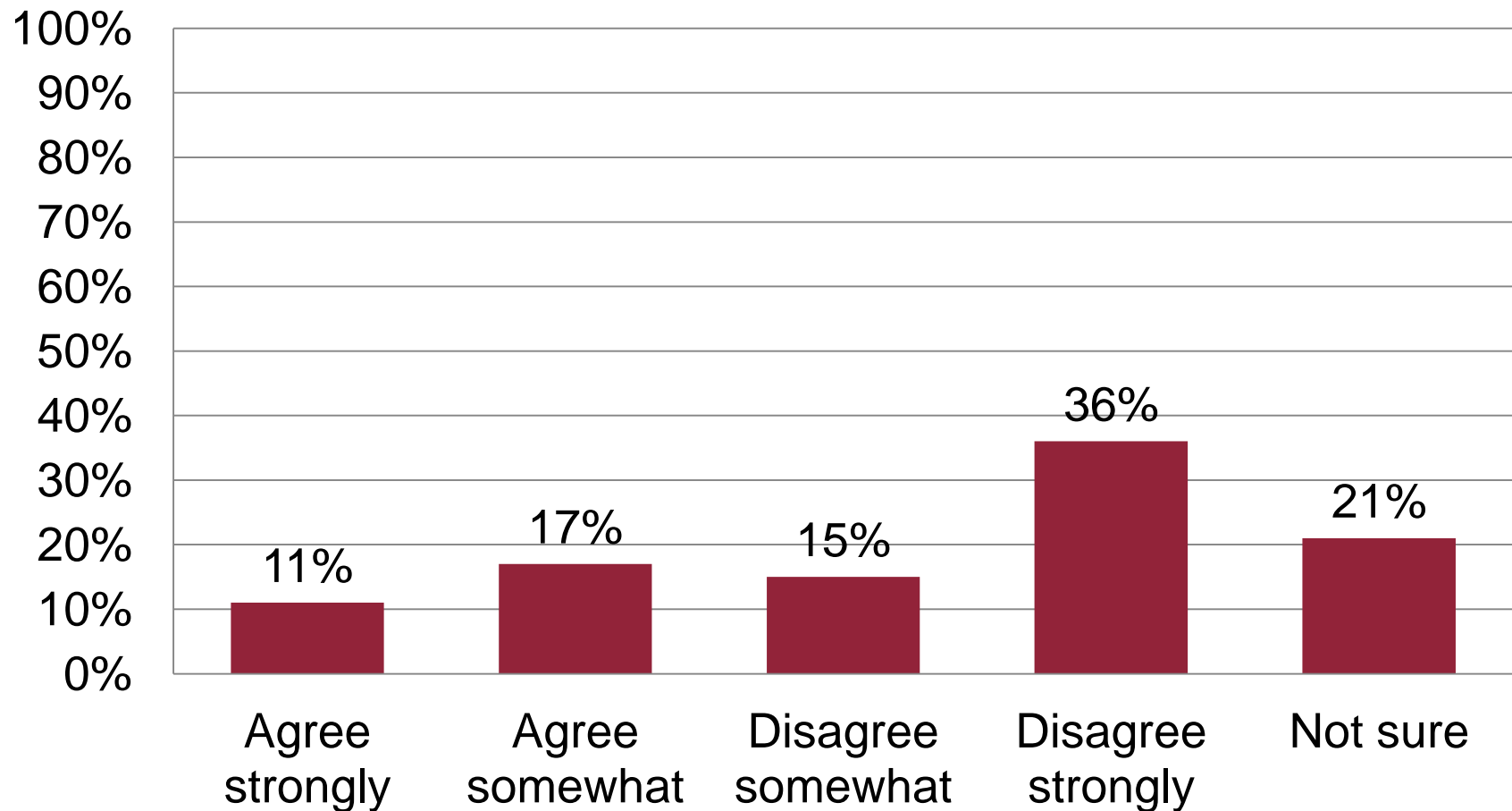
# The Holy Spirit gives a spiritual new birth or new life before a person has faith.



Q 22\_2: "For each of the following statements, please indicate your level of agreement."

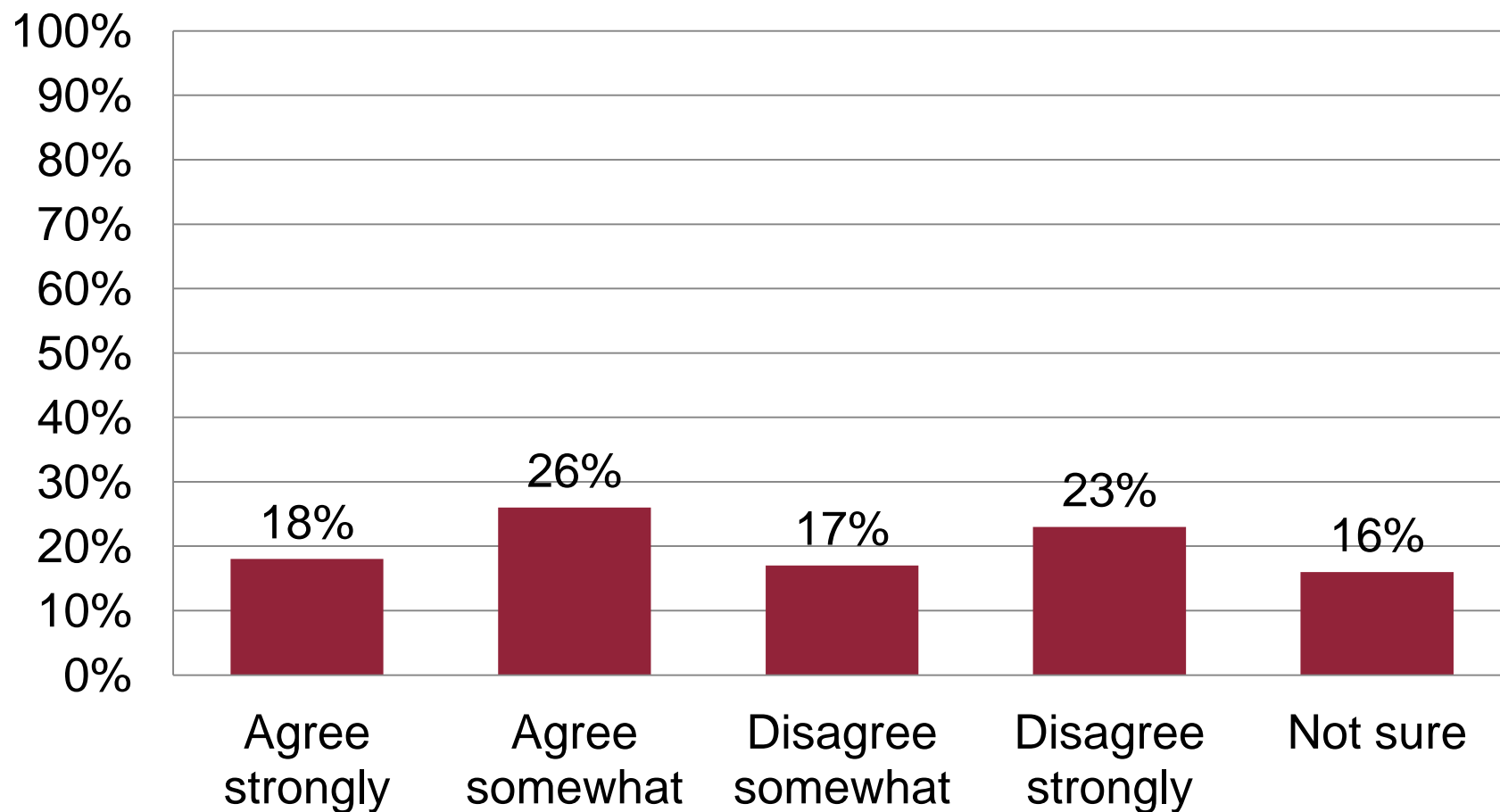


# The Holy Spirit is a divine being but is not equal with God the Father and Jesus.



Q 22\_3: "For each of the following statements, please indicate your level of agreement."

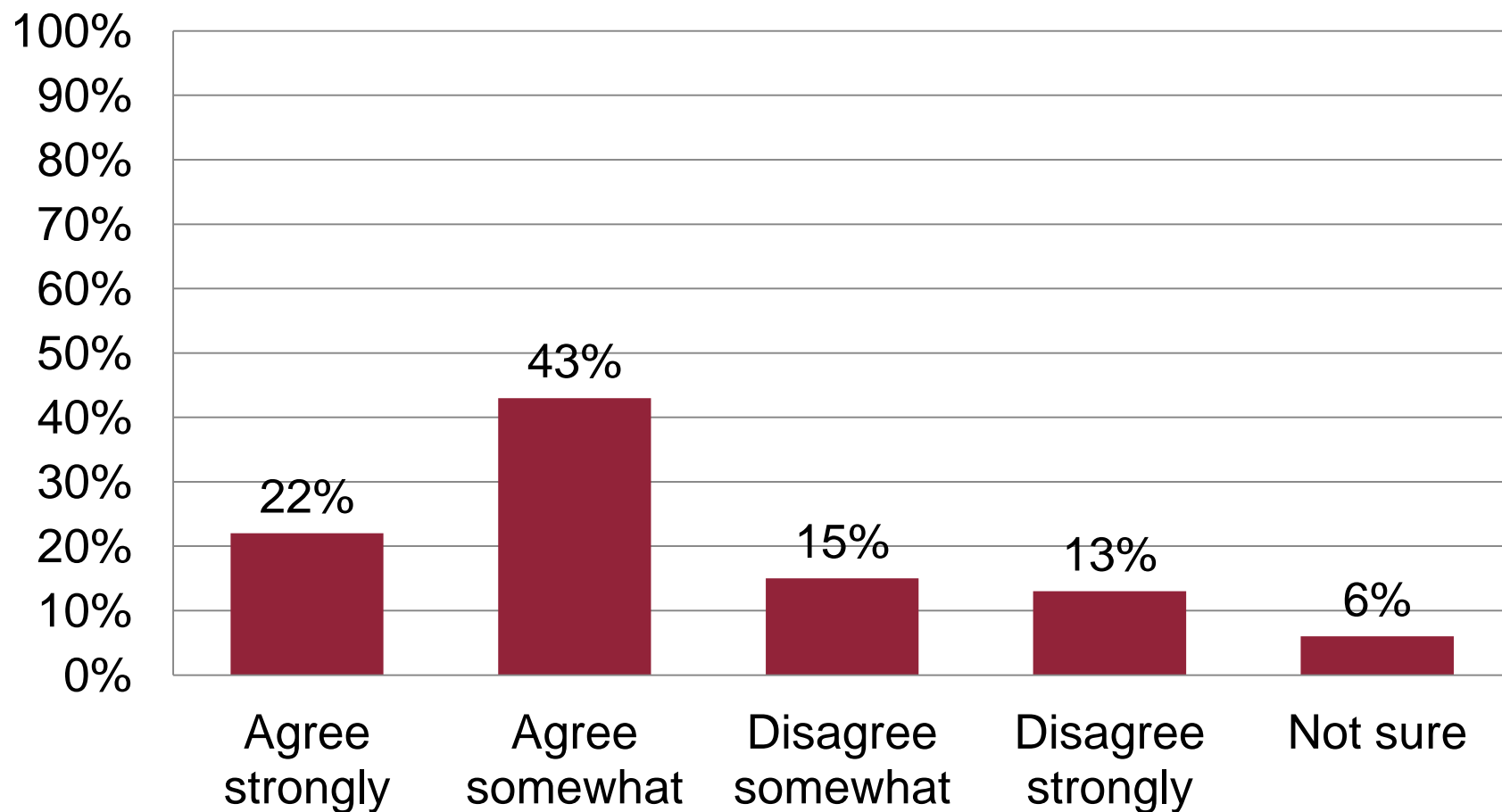
# Modern science discredits the claims of Christianity.



Q 22\_4: "For each of the following statements, please indicate your level of agreement."

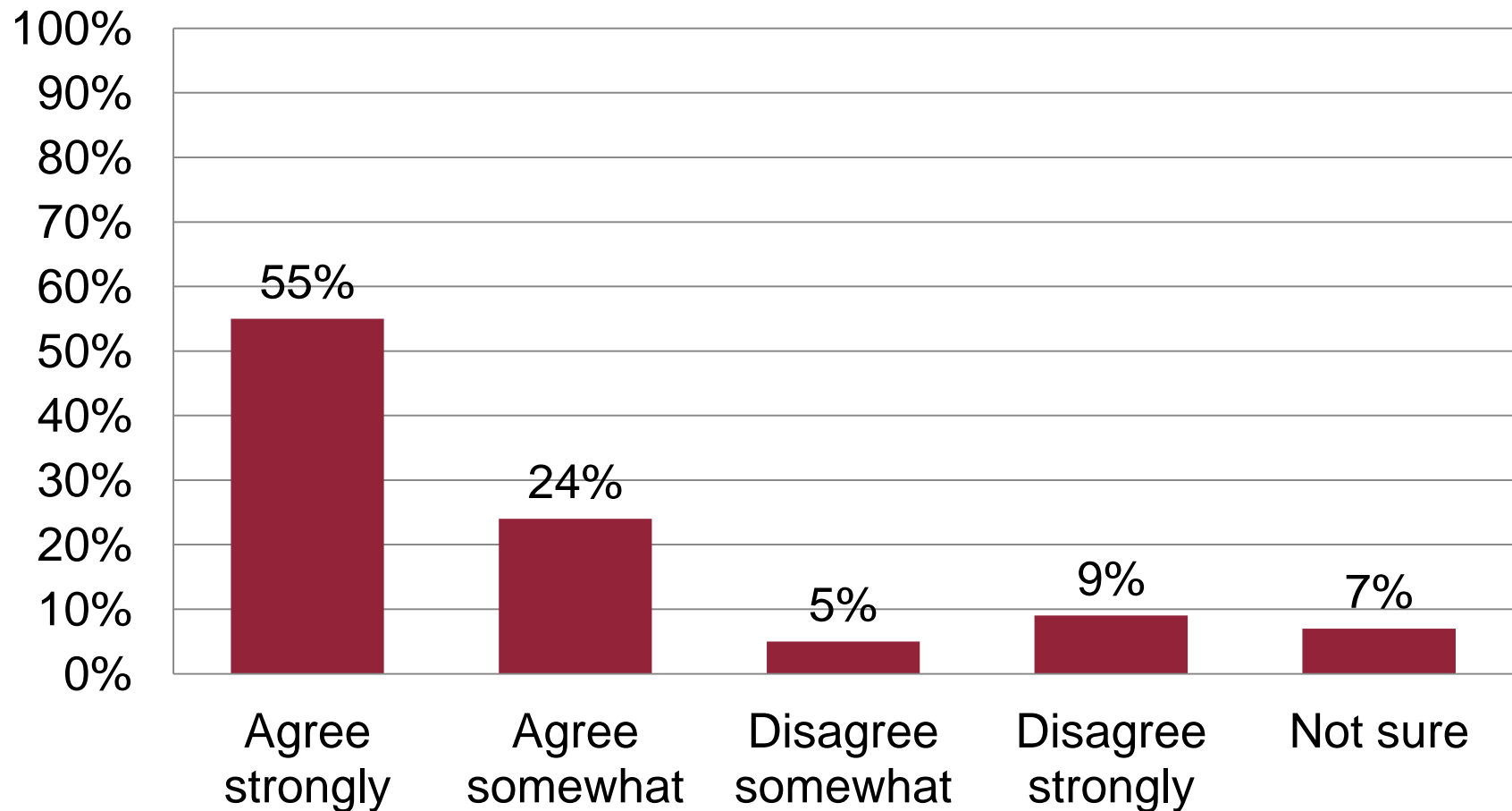
# Everyone sins a little, but most people are good by nature.

---



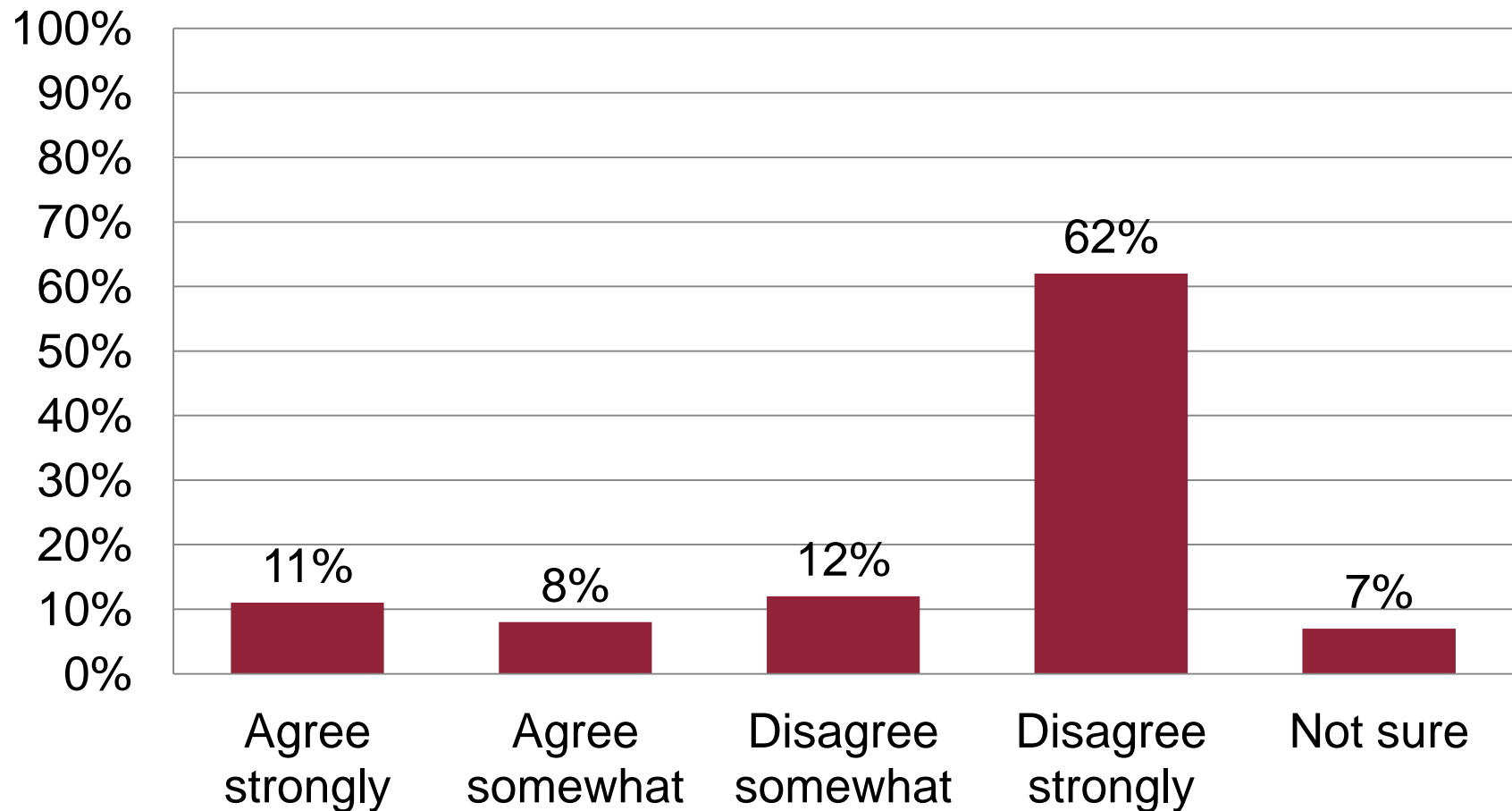
Q 23\_1: "For each of the following statements, please indicate your level of agreement."

# People have the ability to turn to God on their own initiative.



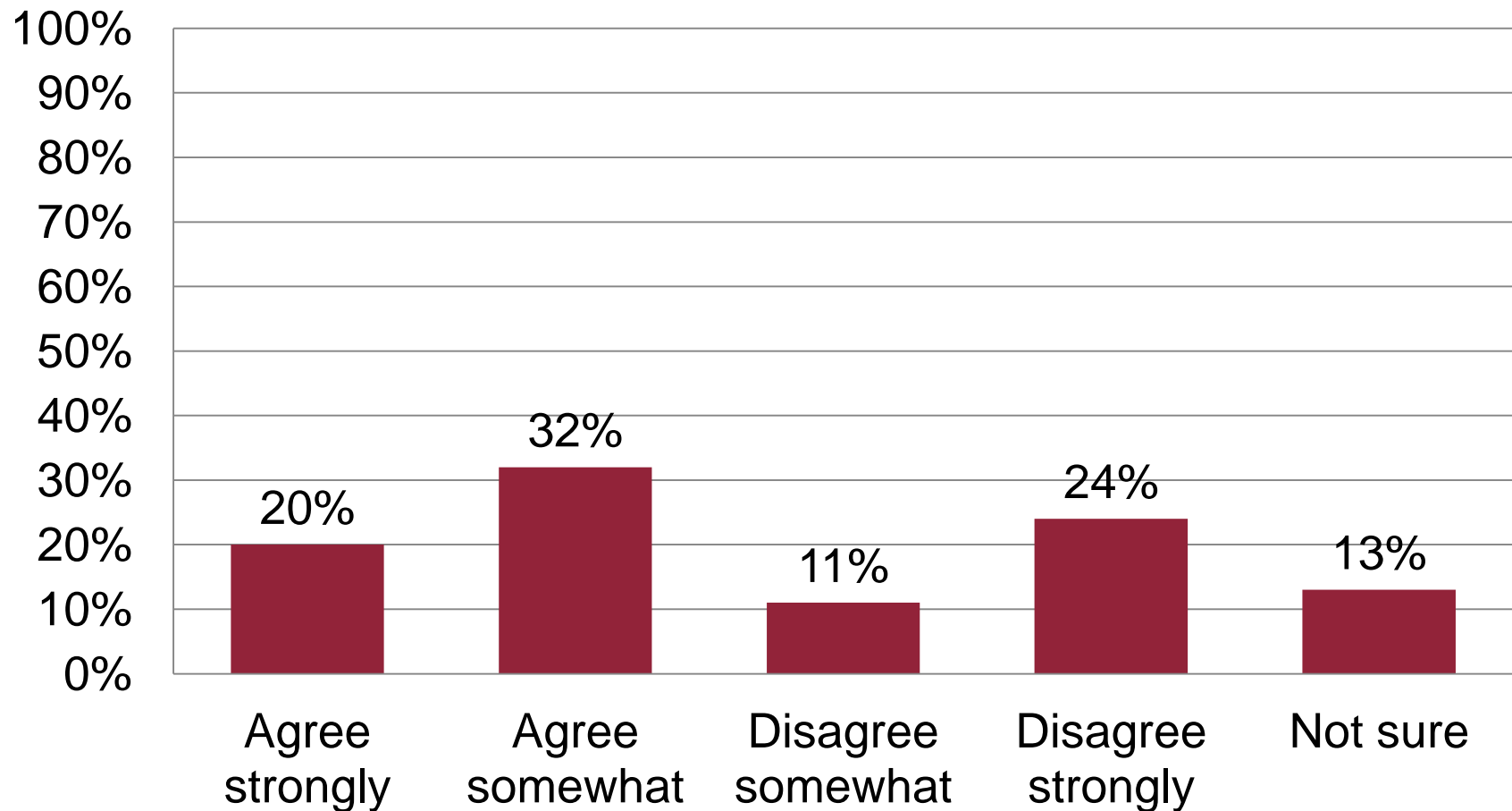
Q 23\_2: "For each of the following statements, please indicate your level of agreement."

# Even the smallest sin deserves eternal damnation.



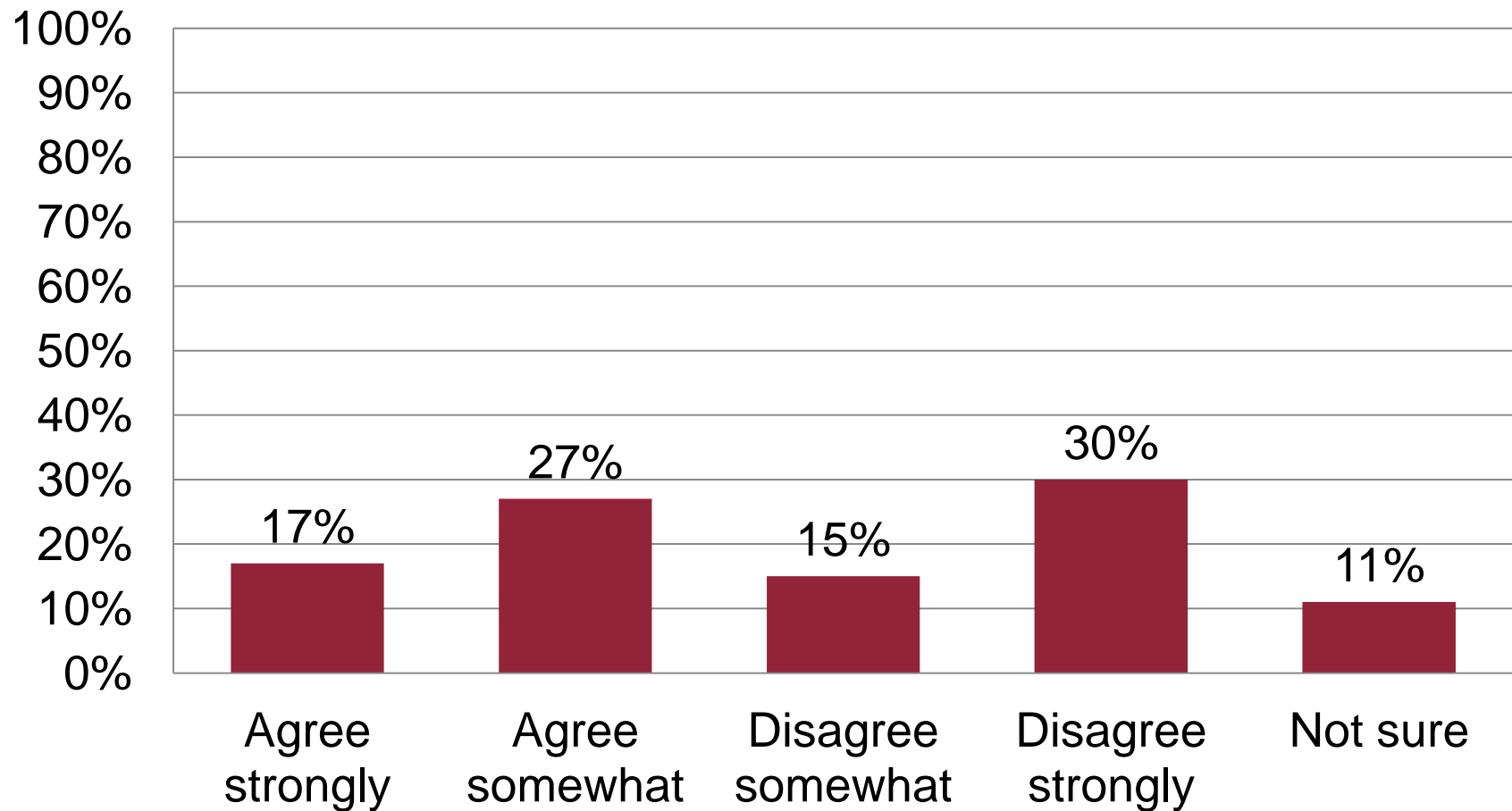
Q 23\_3: "For each of the following statements, please indicate your level of agreement."

# By the good deeds that I do, I partly contribute to earning my place in heaven.



Q 23\_4: "For each of the following statements, please indicate your level of agreement."

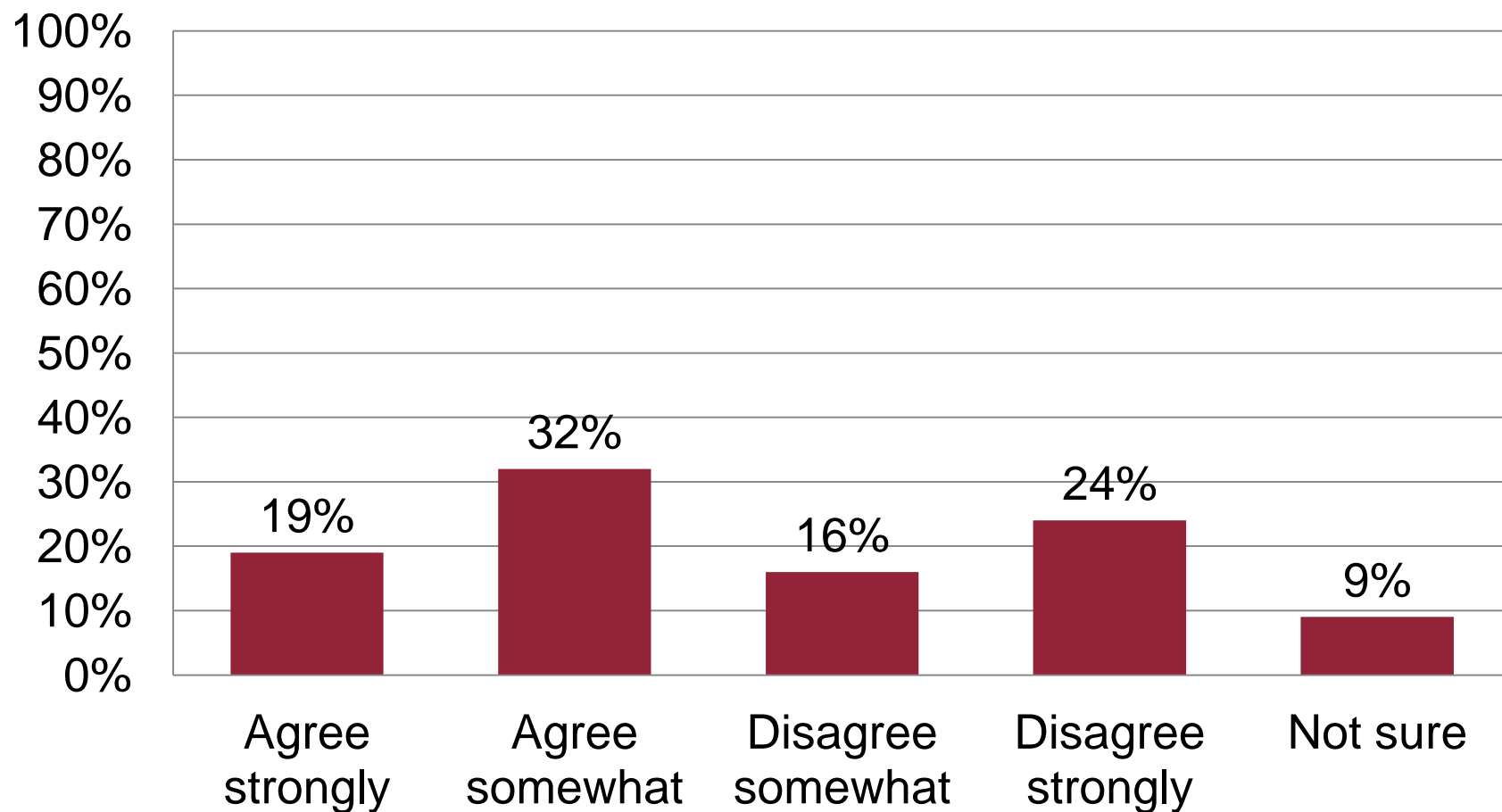
The Bible, like all sacred writings, contains helpful accounts of ancient myths but is not literally true.



Q 24\_1: "For each of the following statements, please indicate your level of agreement."

# The Bible was written for each person to interpret as he or she chooses.

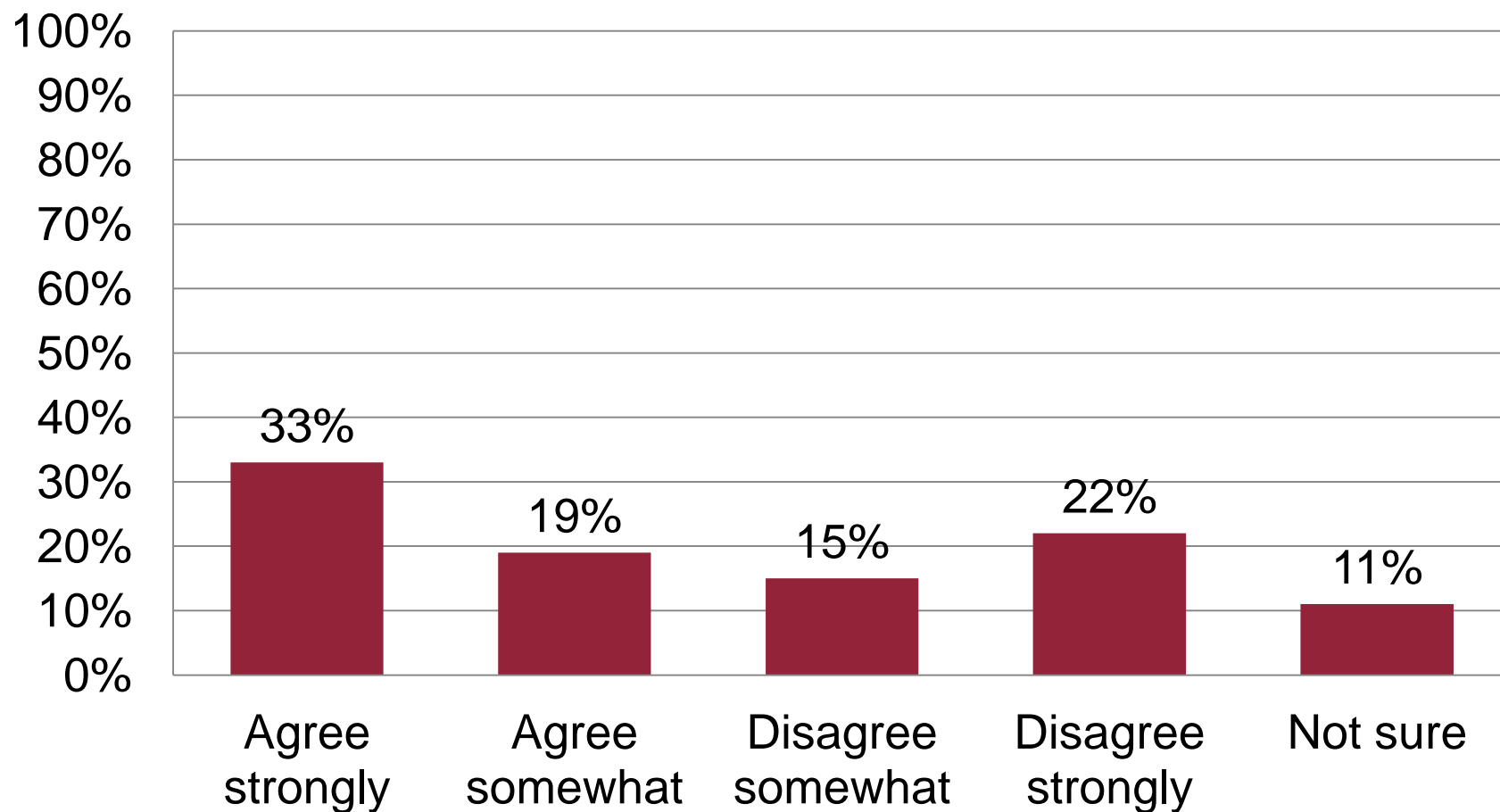
---



Q 24\_2: "For each of the following statements, please indicate your level of agreement."



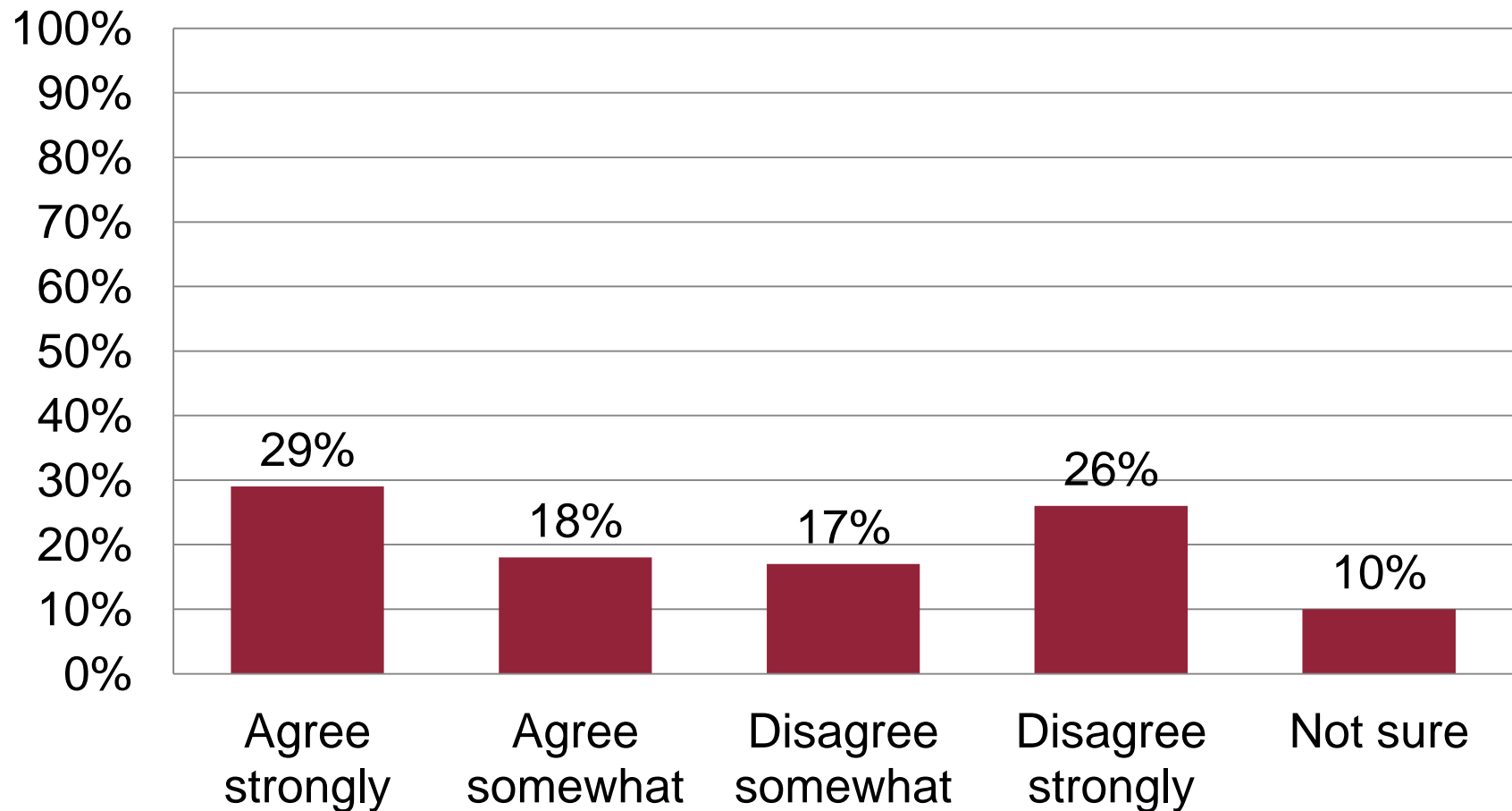
# The Bible alone is the written word of God.



Q 24\_3: "For each of the following statements, please indicate your level of agreement."

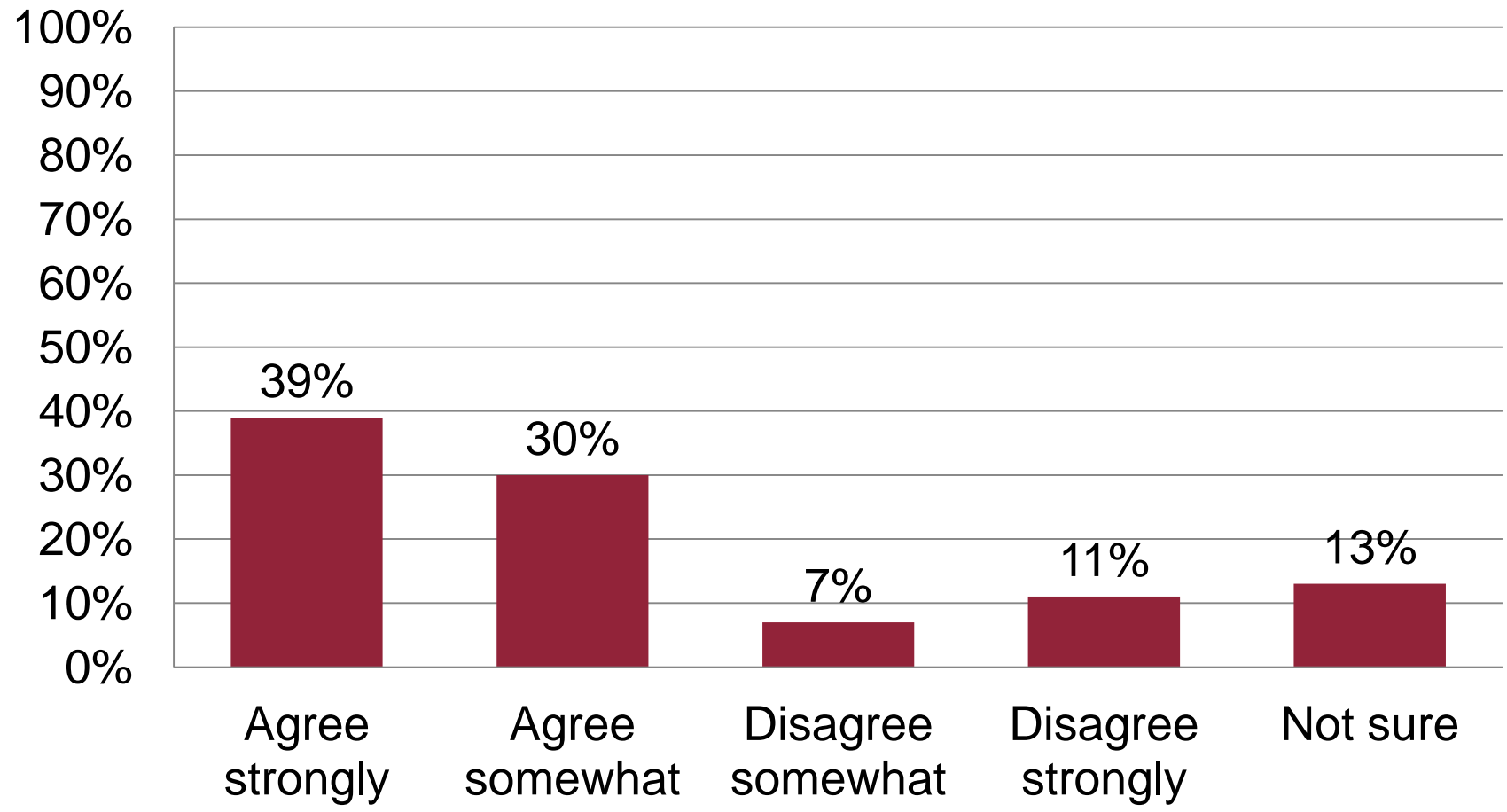
# The Bible is 100% accurate in all that it teaches.

---



Q 24\_4: "For each of the following statements, please indicate your level of agreement."

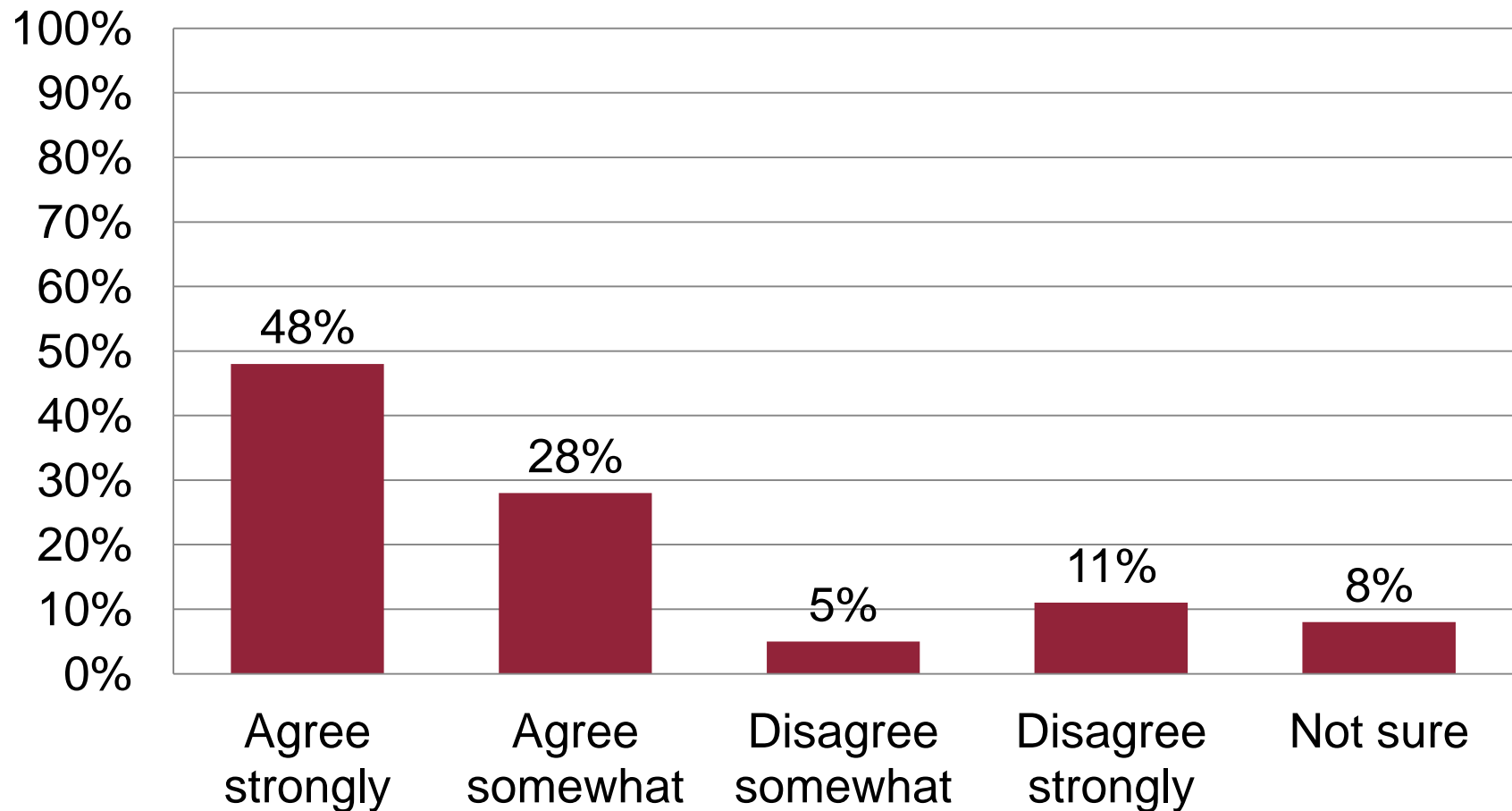
# A person obtains peace with God by first taking the initiative to seek God and then God responds with grace.



Q 25\_1: "For each of the following statements, please indicate your level of agreement."

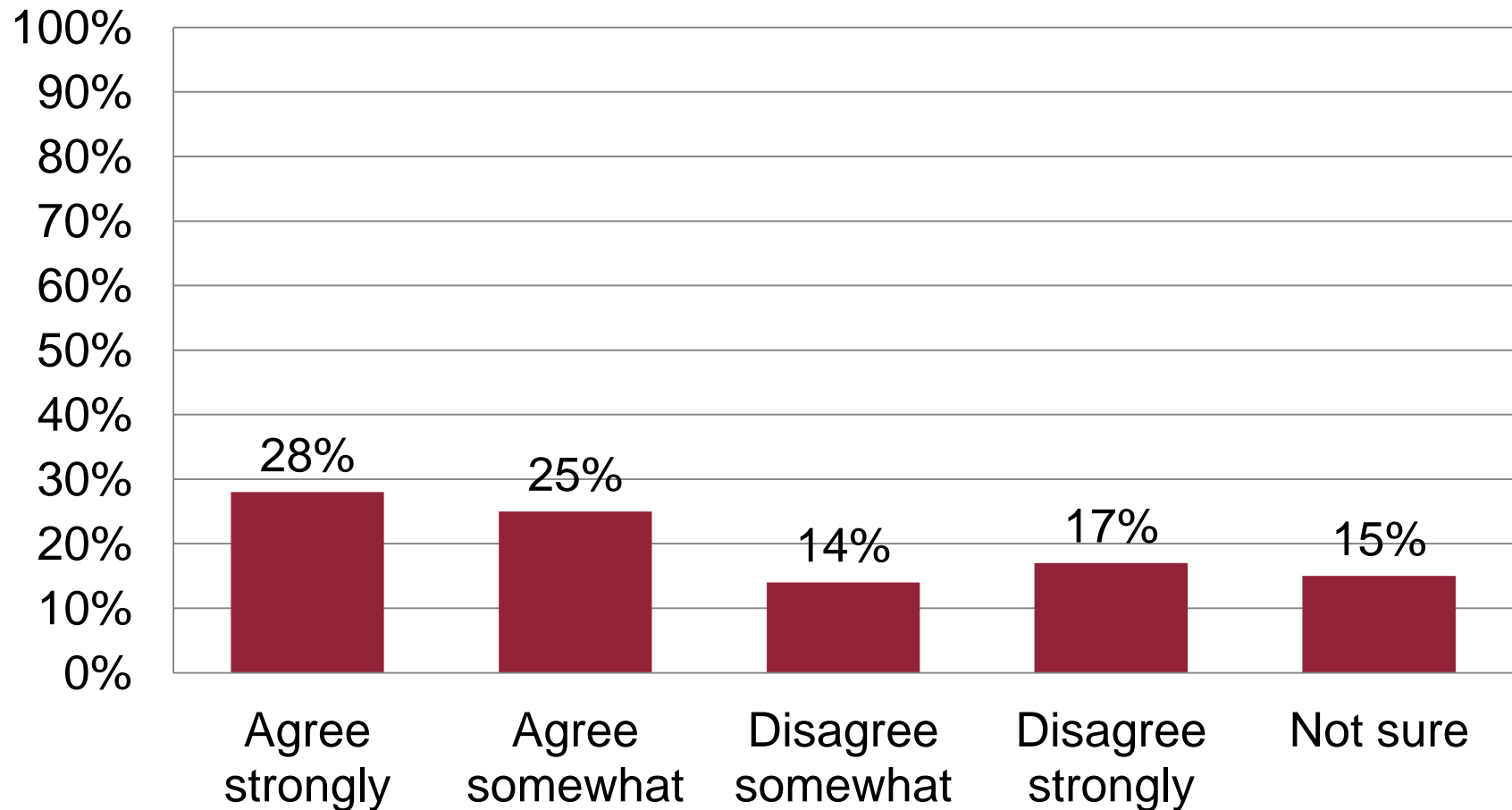


# An individual must contribute his or her own effort for personal salvation.



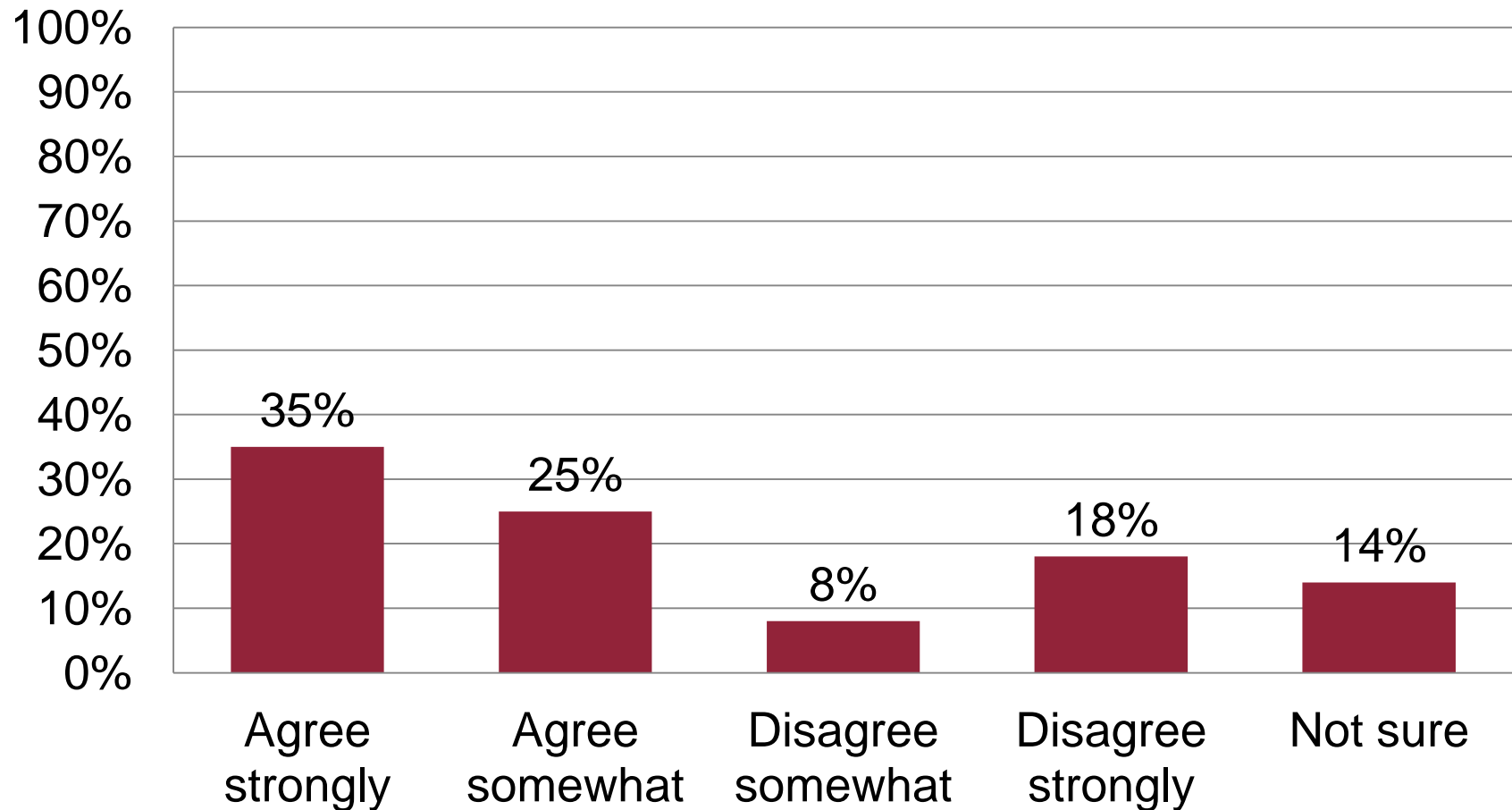
Q 25\_2: "For each of the following statements, please indicate your level of agreement."

Salvation always begins with God changing a person so that he or she will turn to Him in faith.



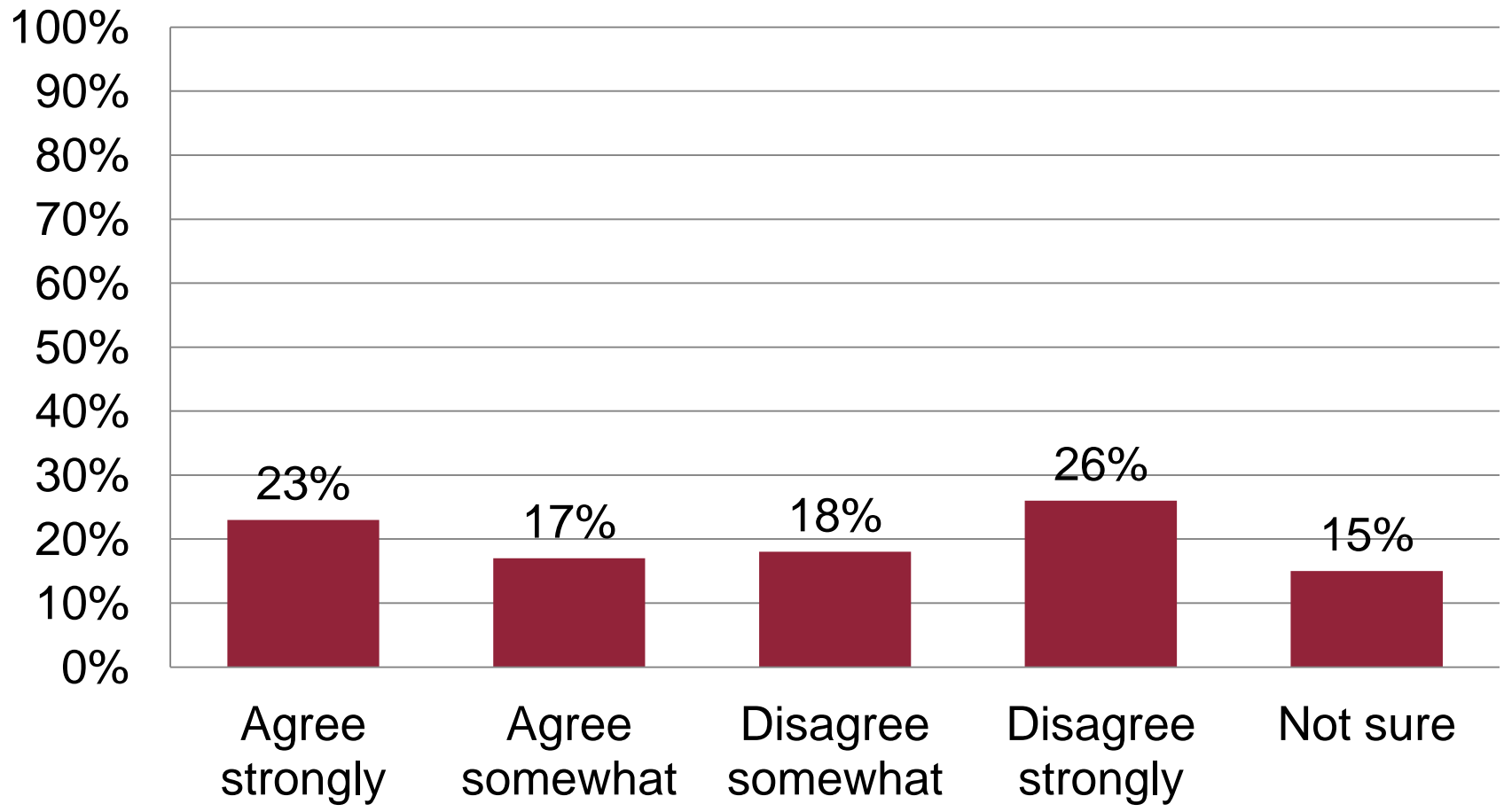
Q 25\_3: "For each of the following statements, please indicate your level of agreement."

# Heaven is a place where all people will ultimately be reunited with their loved ones.



Q 26\_1: "For each of the following statements, please indicate your level of agreement."

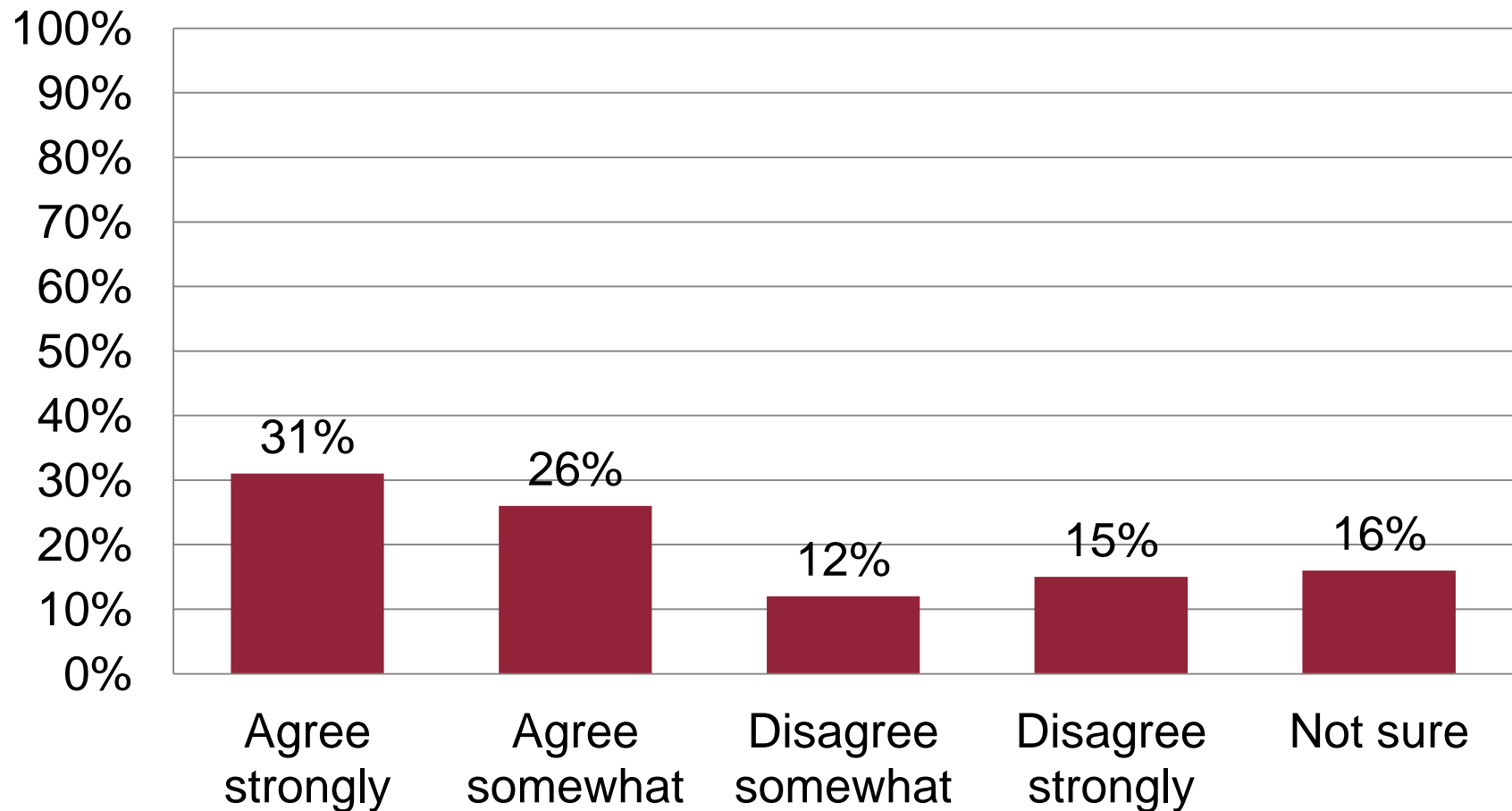
# Hell is an eternal place of judgment where God sends all people who do not personally trust in Jesus Christ.



Q 26\_2: "For each of the following statements, please indicate your level of agreement."



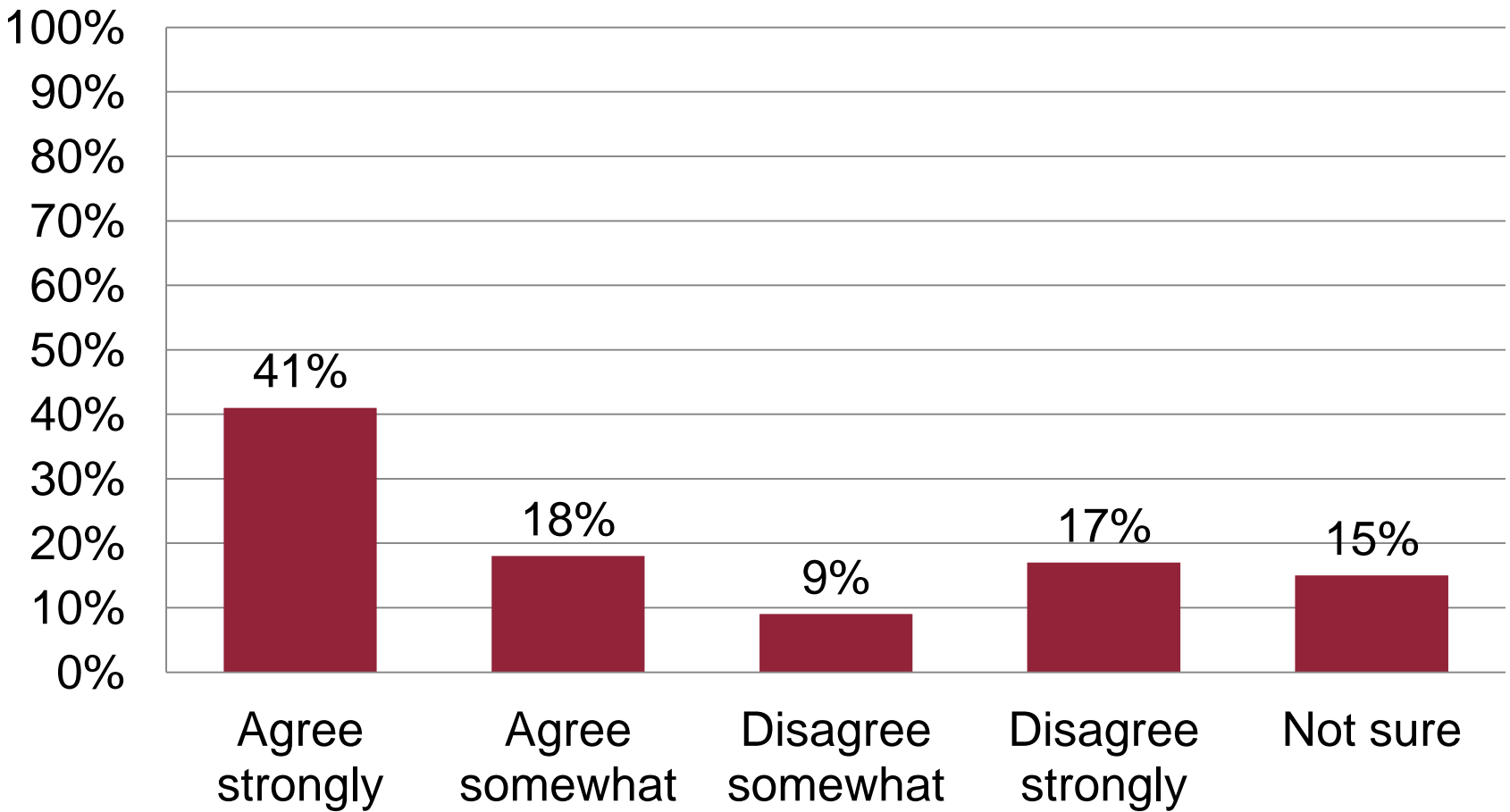
# God would be fair to show His wrath against sin.



Q 26\_3: "For each of the following statements, please indicate your level of agreement."



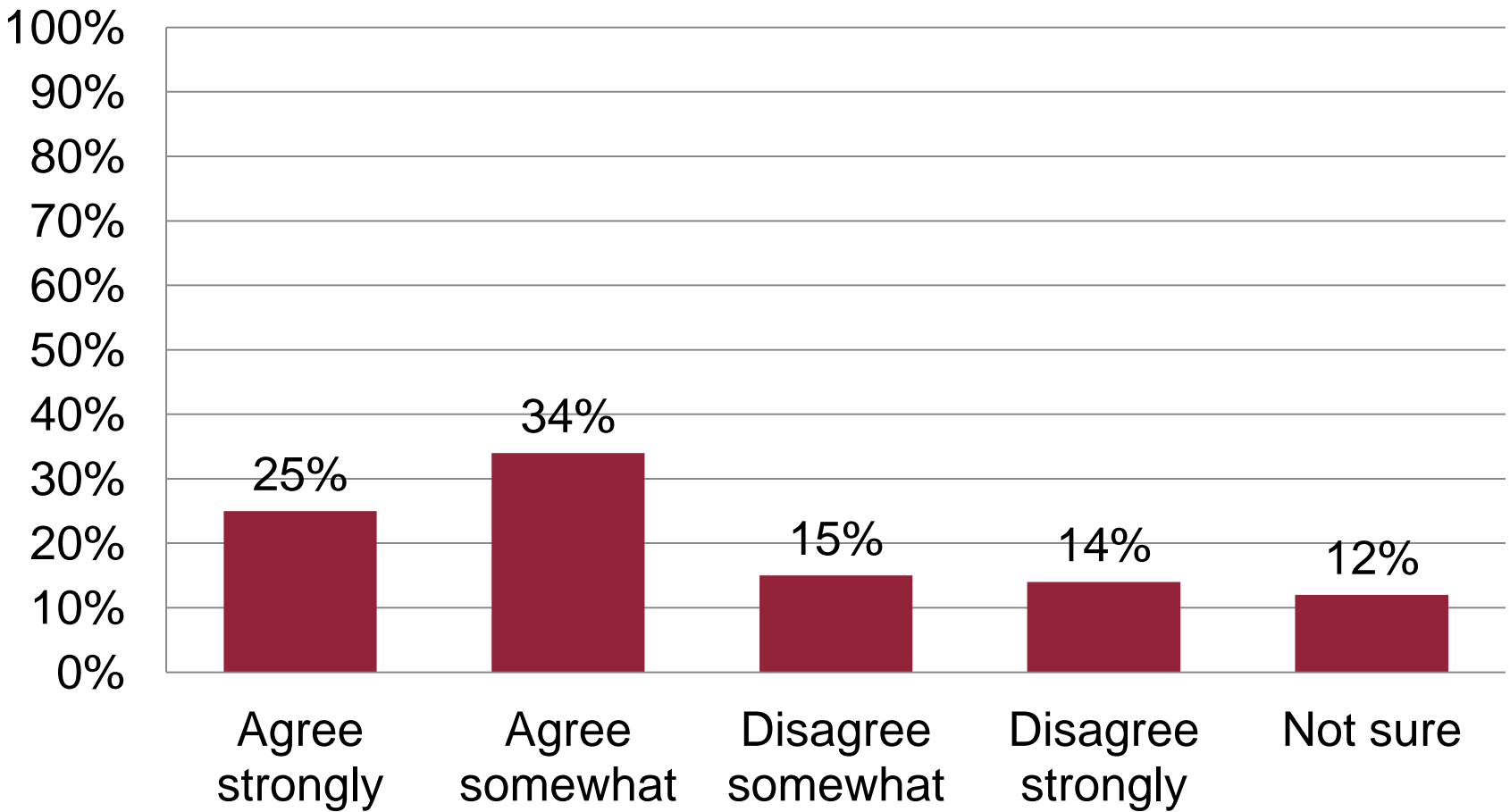
# There will be a time when Jesus Christ returns to judge all the people who have lived.



Q 26\_4: "For each of the following statements, please indicate your level of agreement."



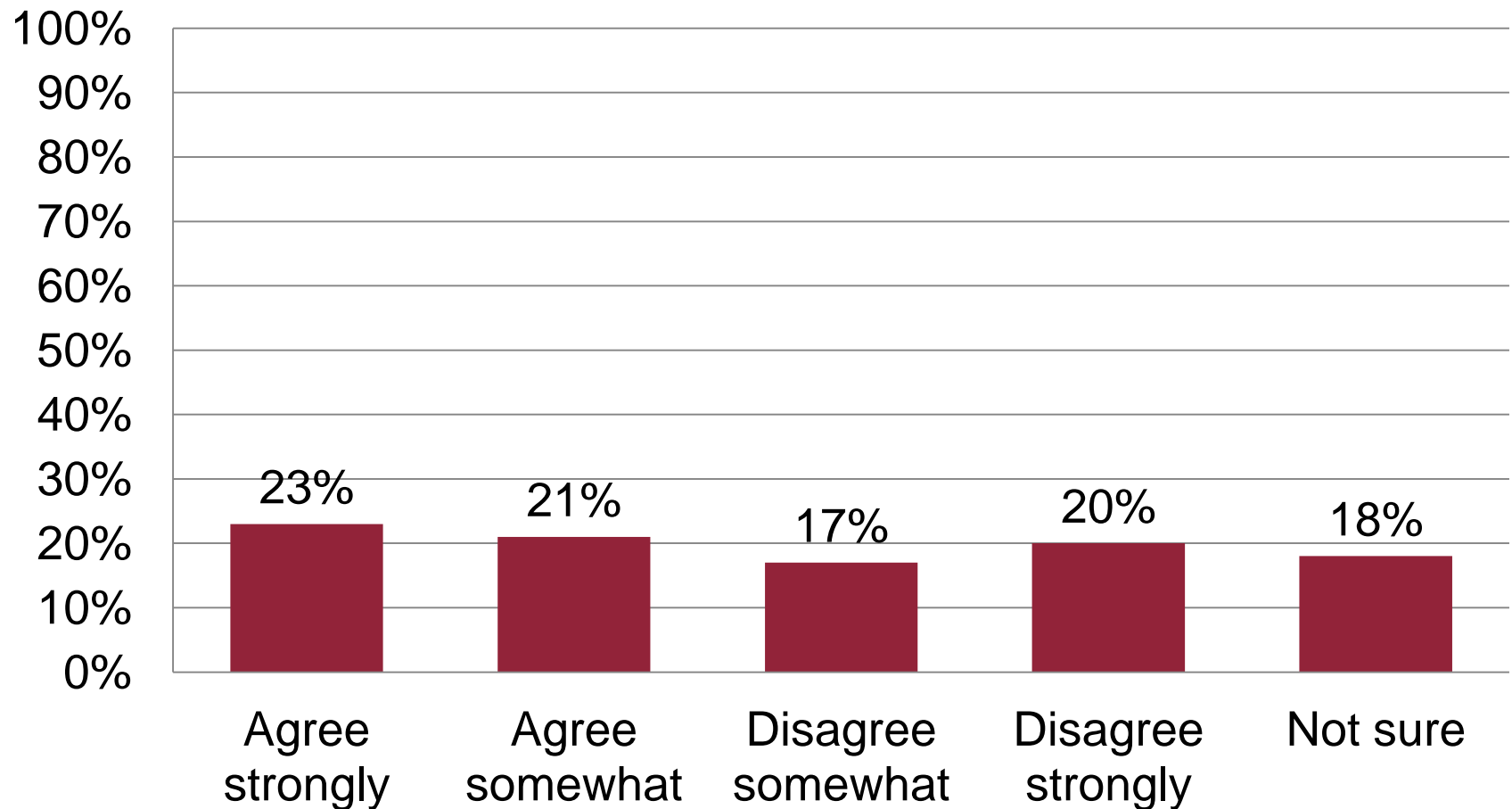
# Worshiping alone or with one's family is a valid replacement for regularly attending church.



Q 27\_1: "For each of the following statements, please indicate your level of agreement."

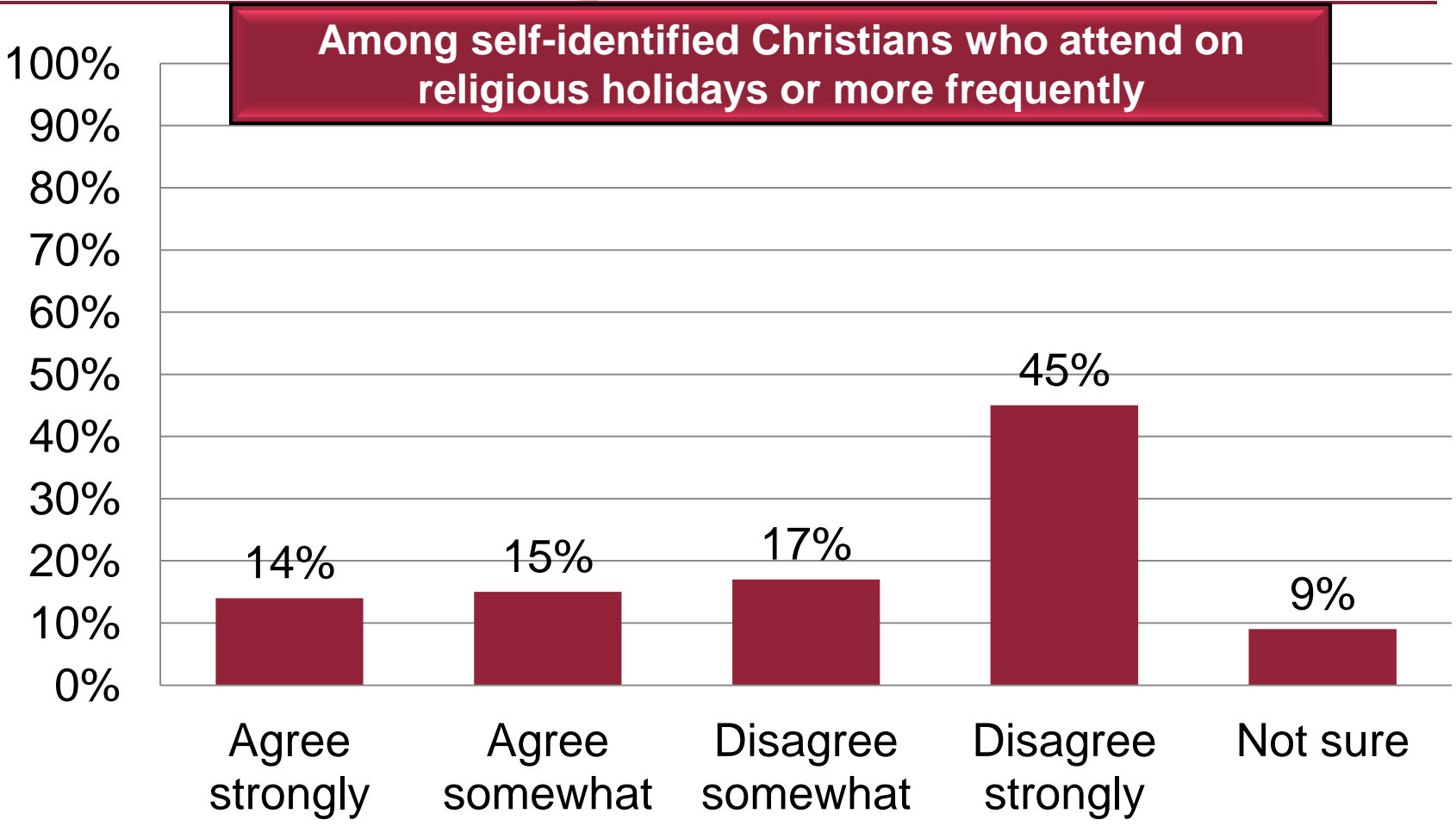


# Churches that do not preach from the Bible should not be considered a Christian church.



Q 27\_2: "For each of the following statements, please indicate your level of agreement."

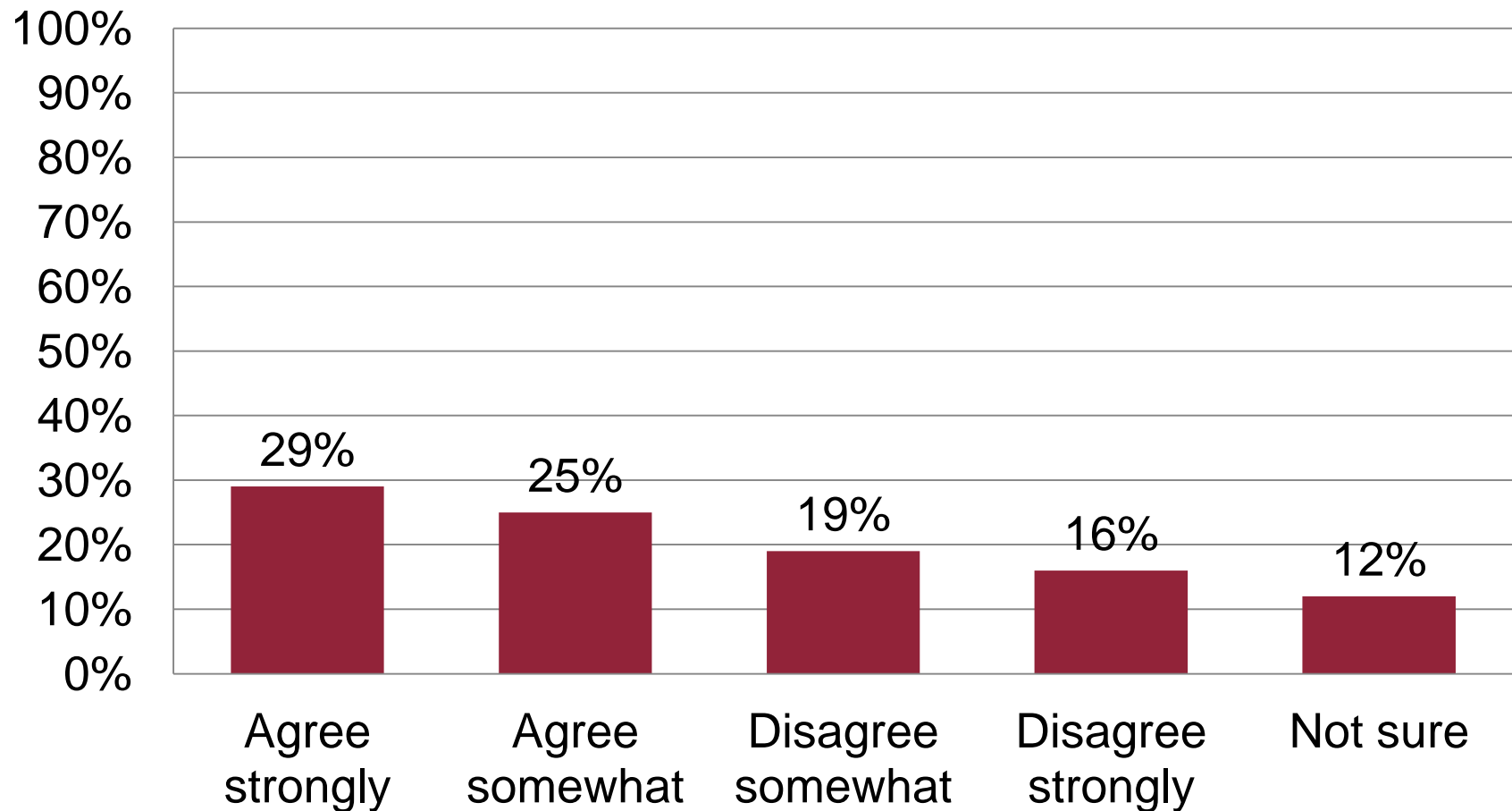
# My local church has the authority to withhold the Lord's Supper from me and exclude me from the fellowship of the church.



Q 27\_3: "For each of the following statements, please indicate your level of agreement." Asked of those who indicated a Christian faith preference in Q6 AND attend on religious holidays or more frequently in Q16. n=1296

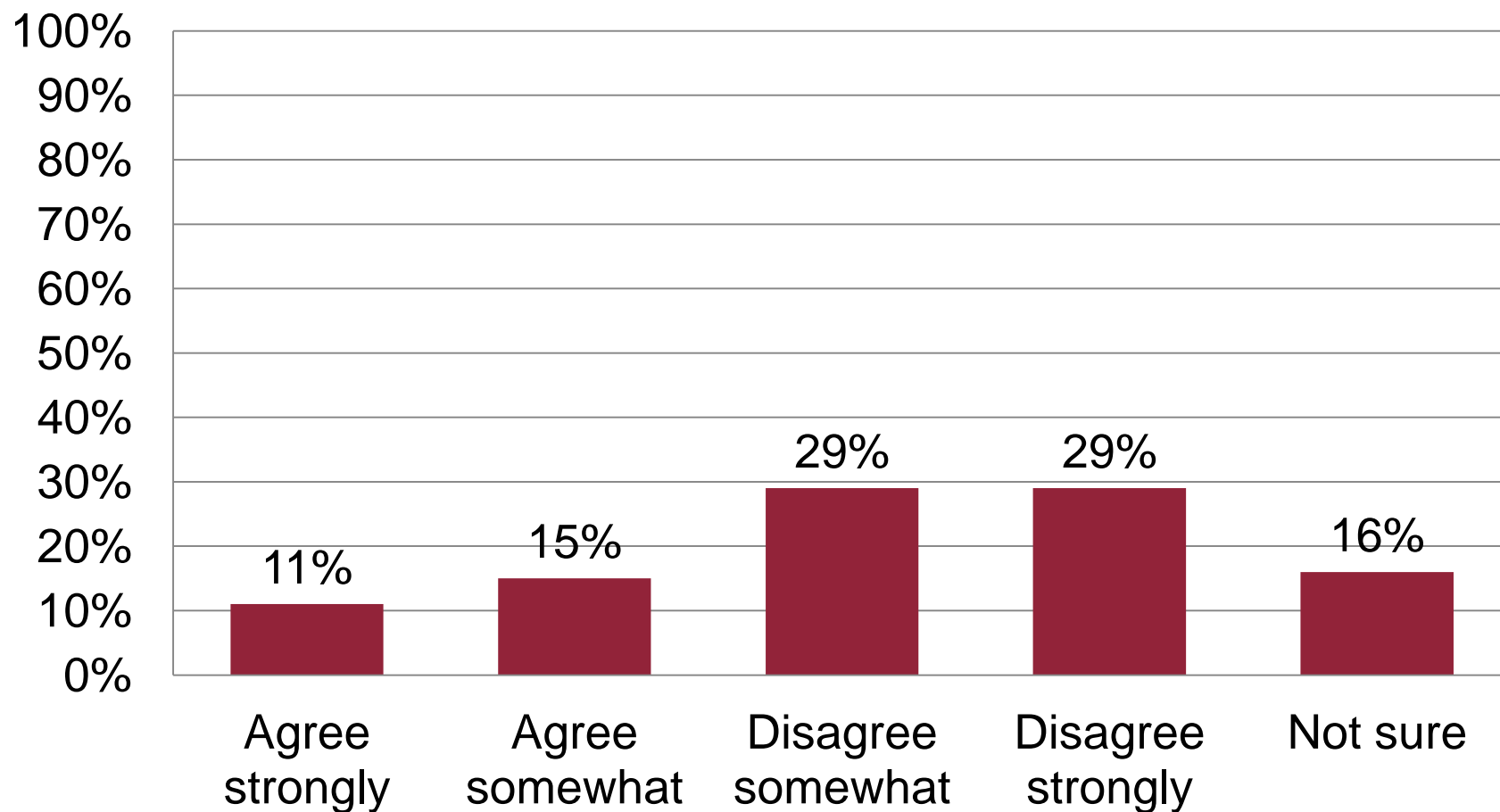


# The church should be silent on issues of politics.



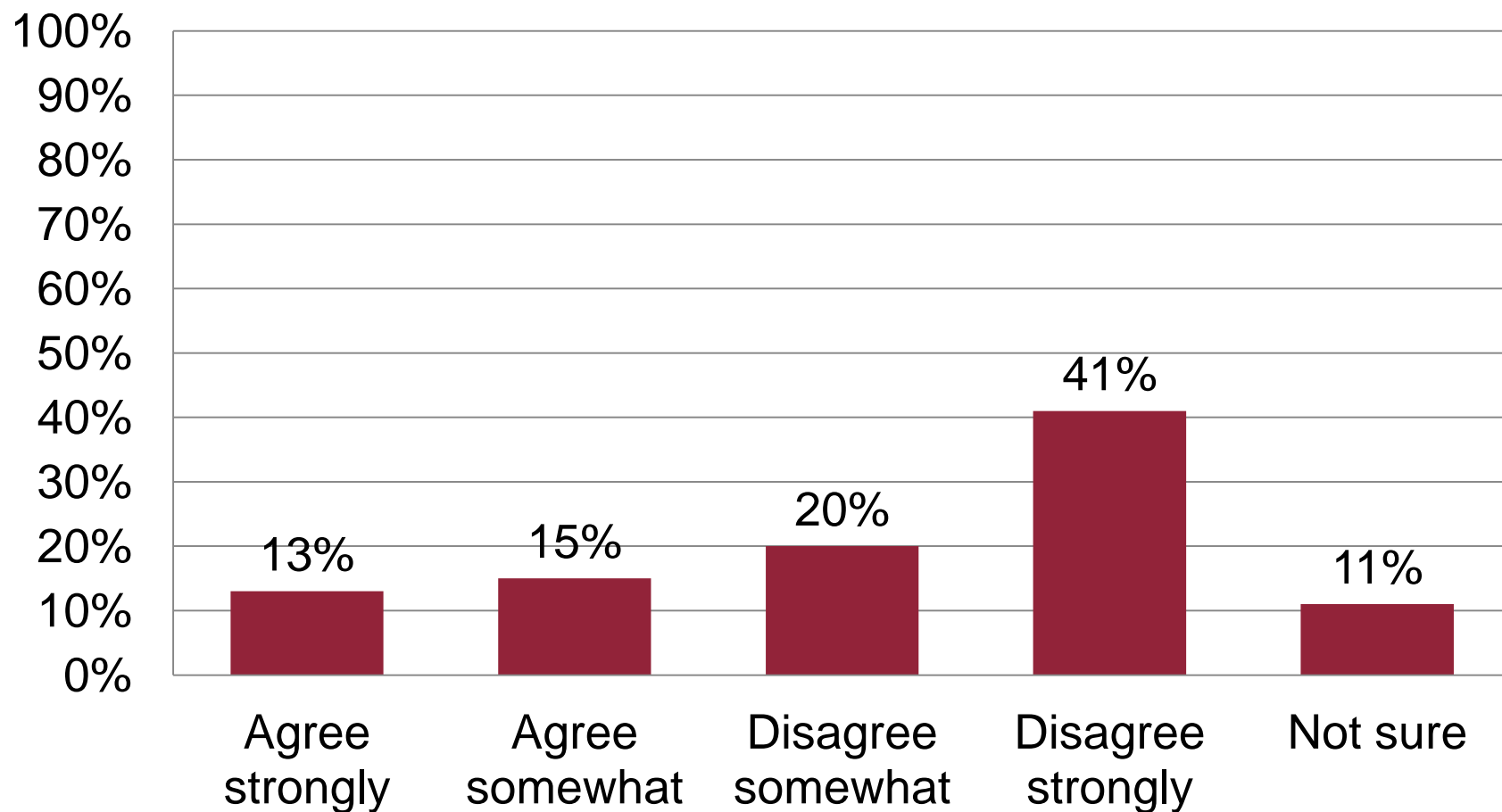
Q 27\_4: "For each of the following statements, please indicate your level of agreement."

# There is little value in studying or reciting historical Christian creeds and confessions.



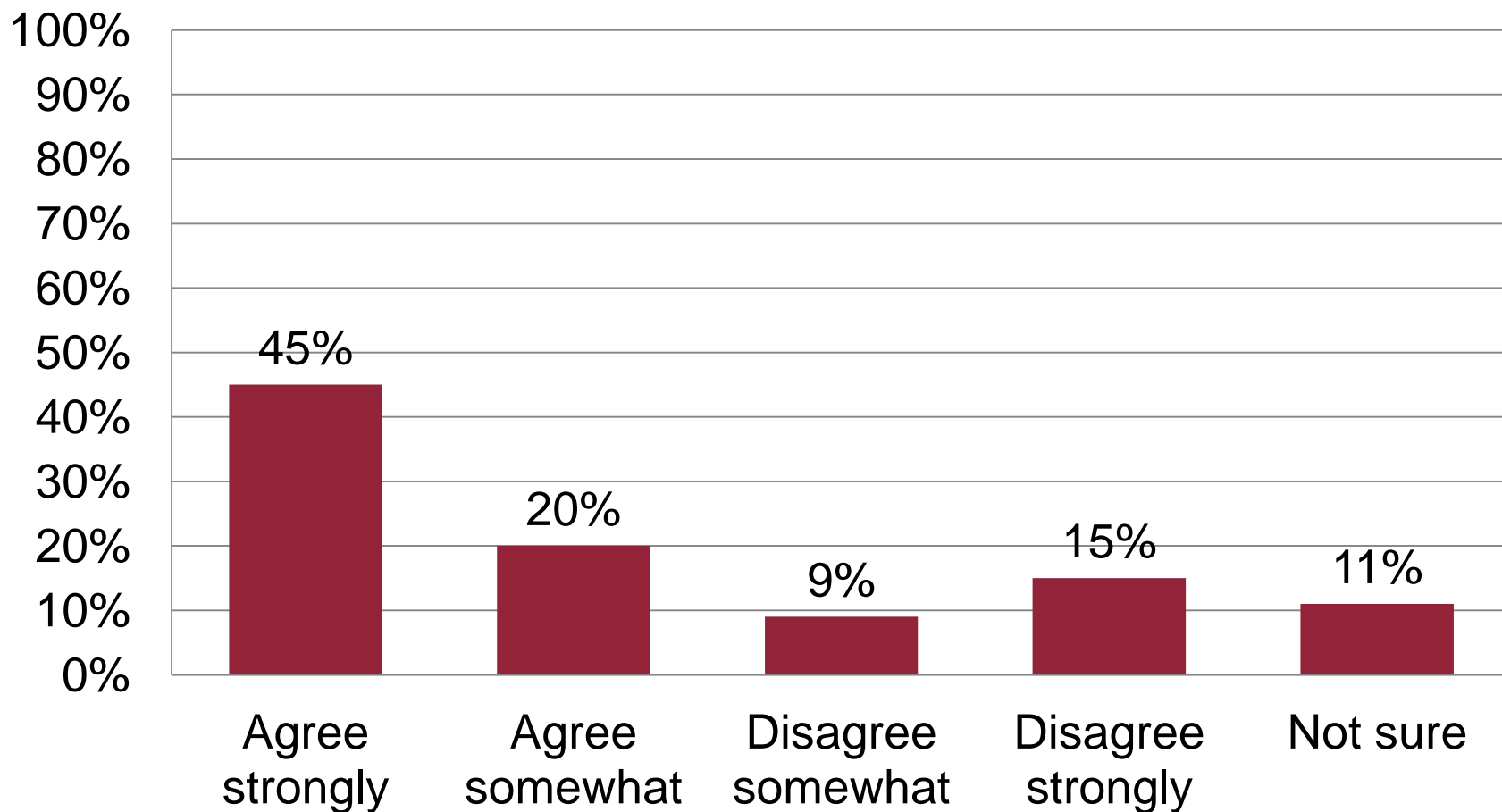
Q 27\_5: "For each of the following statements, please indicate your level of agreement."

# God is unconcerned with my day-to-day decisions.



Q 28\_1: "For each of the following statements, please indicate your level of agreement."

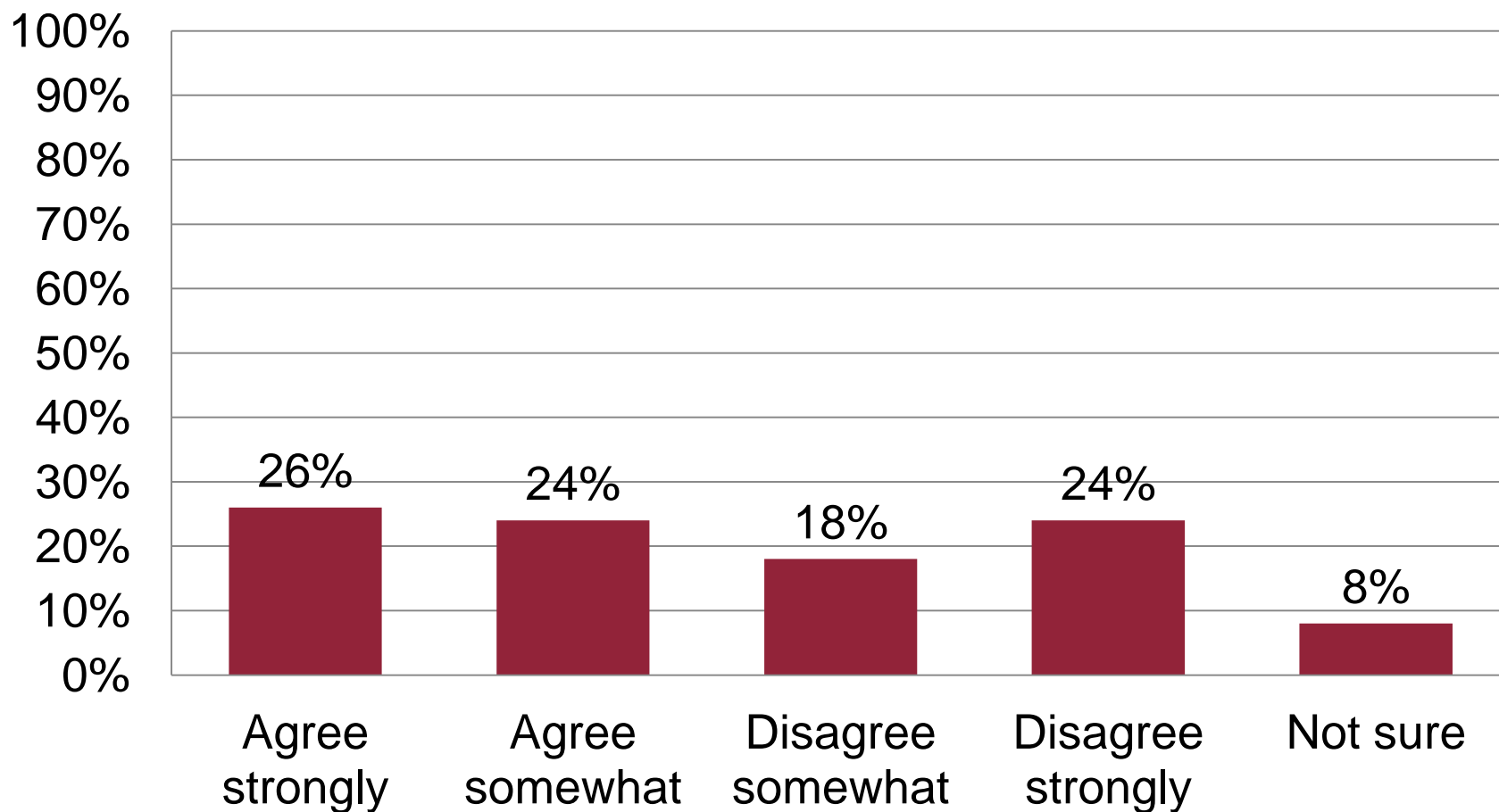
# God has authority over all people because He created human beings.



Q 28\_2: "For each of the following statements, please indicate your level of agreement."



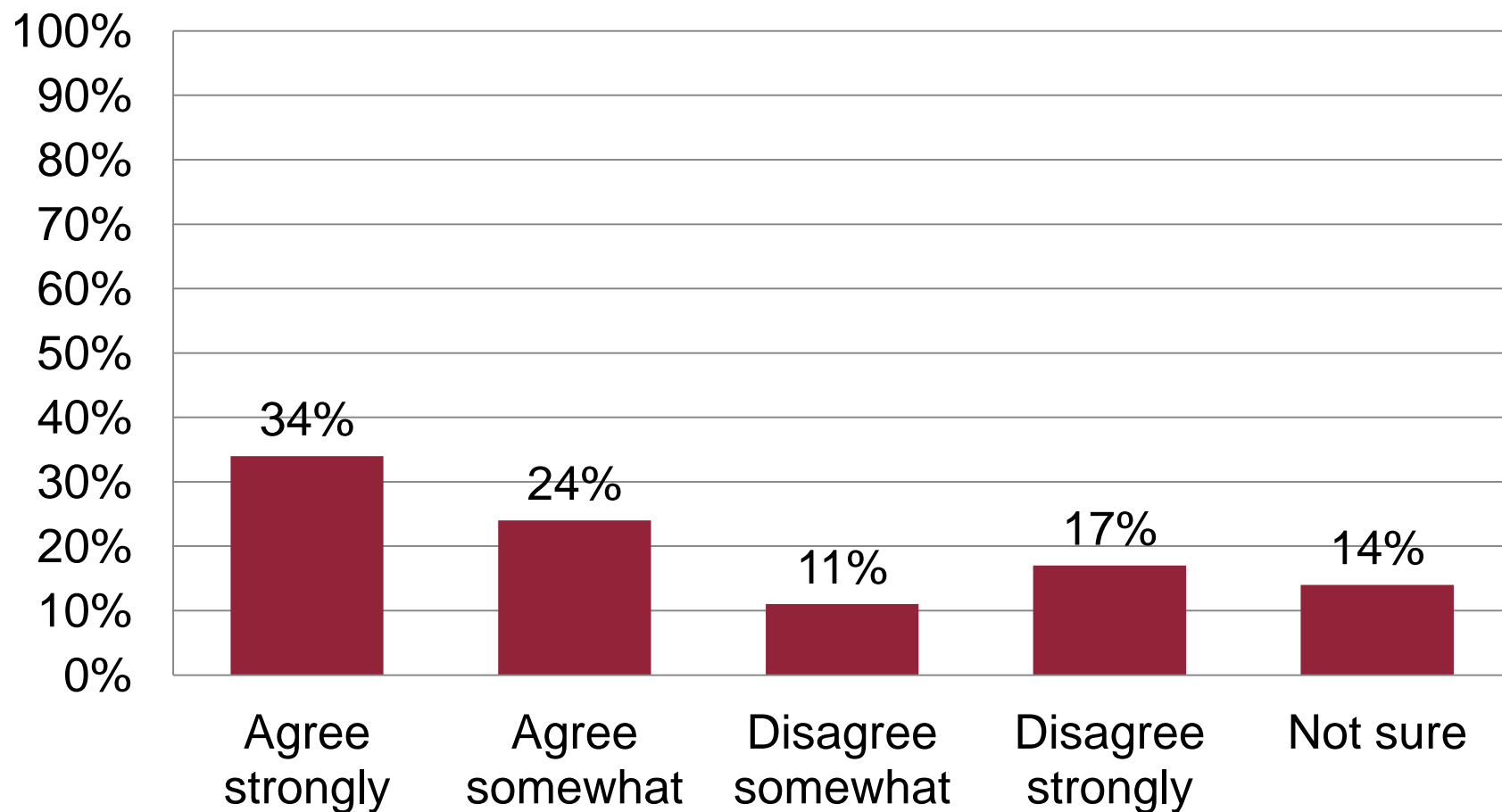
# The Bible has the authority to tell us what we must do.



Q 28\_3: "For each of the following statements, please indicate your level of agreement."

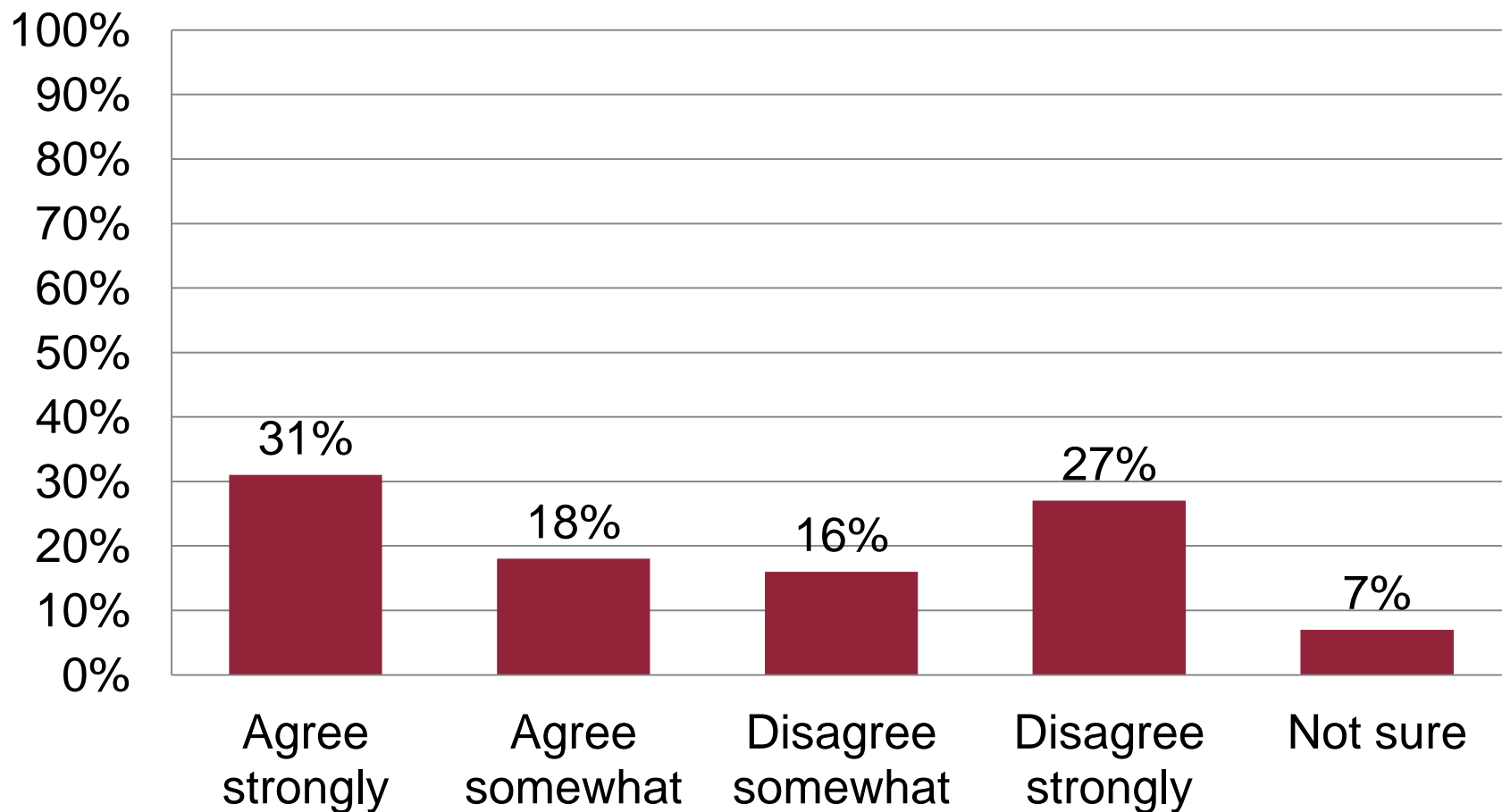
# Humans exist to bring God glory and to enjoy Him.

---



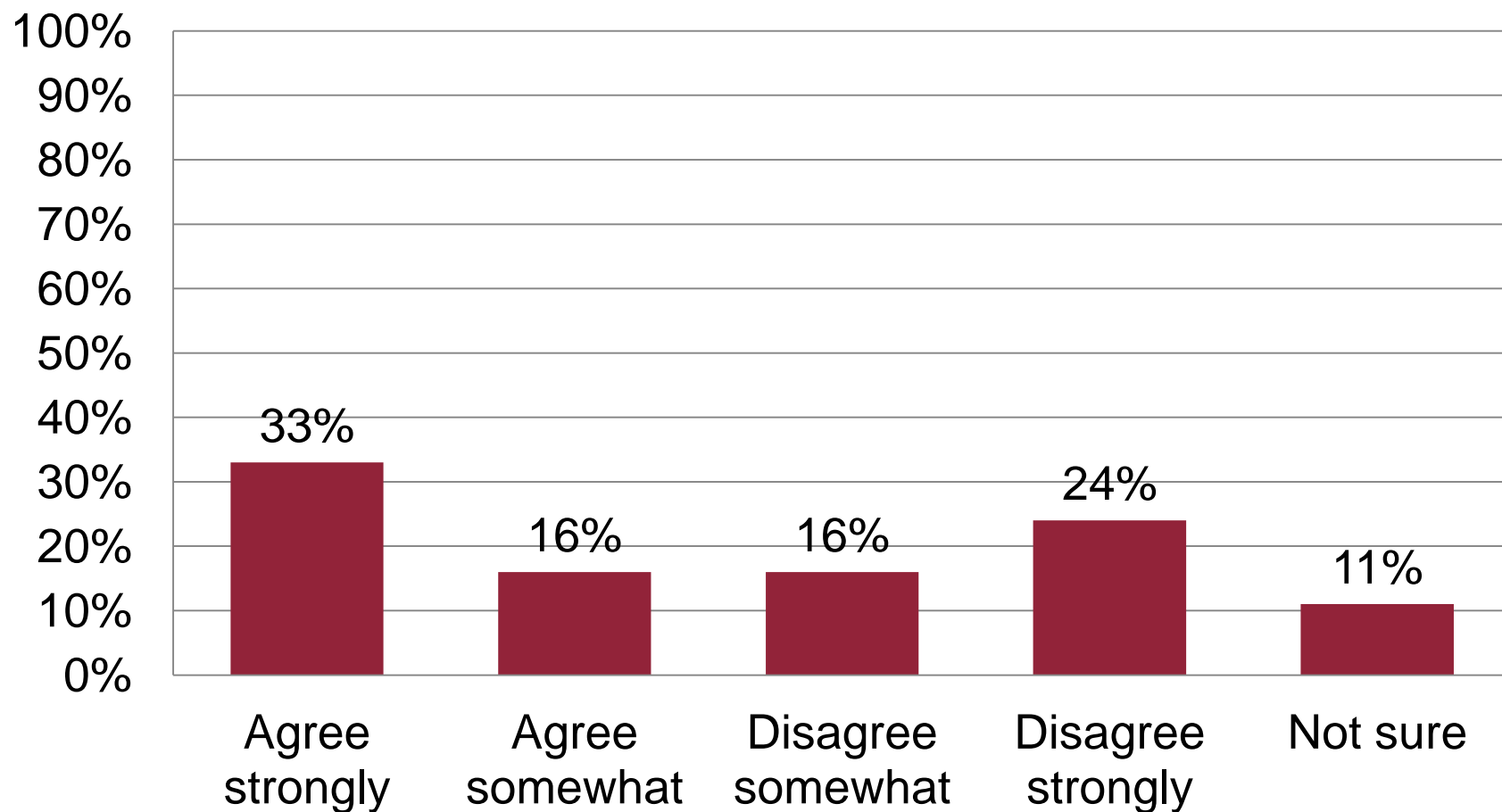
Q 28\_4: "For each of the following statements, please indicate your level of agreement."

# Sex outside of traditional marriage is a sin.



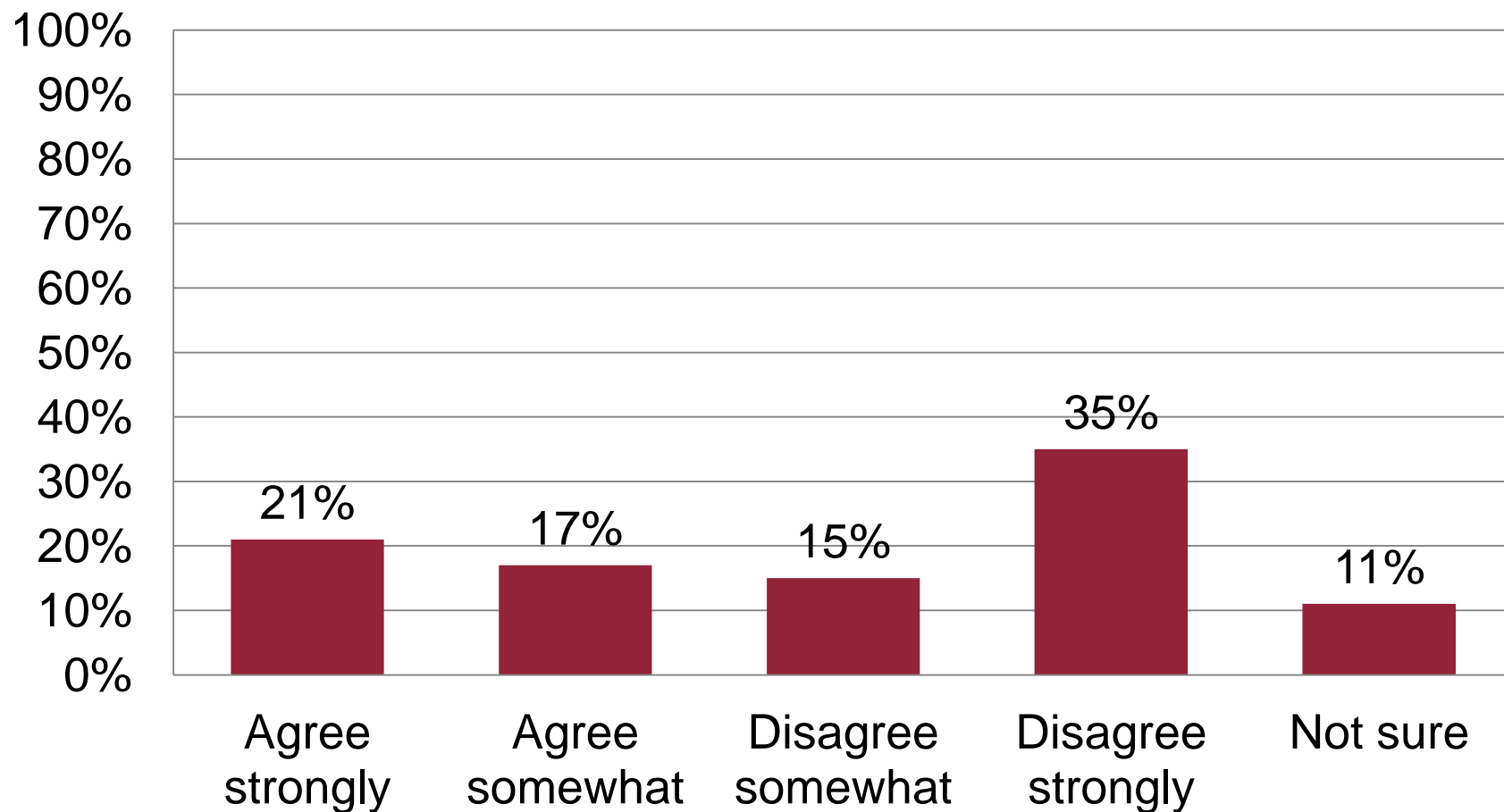
Q 29\_1: "For each of the following statements, please indicate your level of agreement."

# Abortion is a sin.



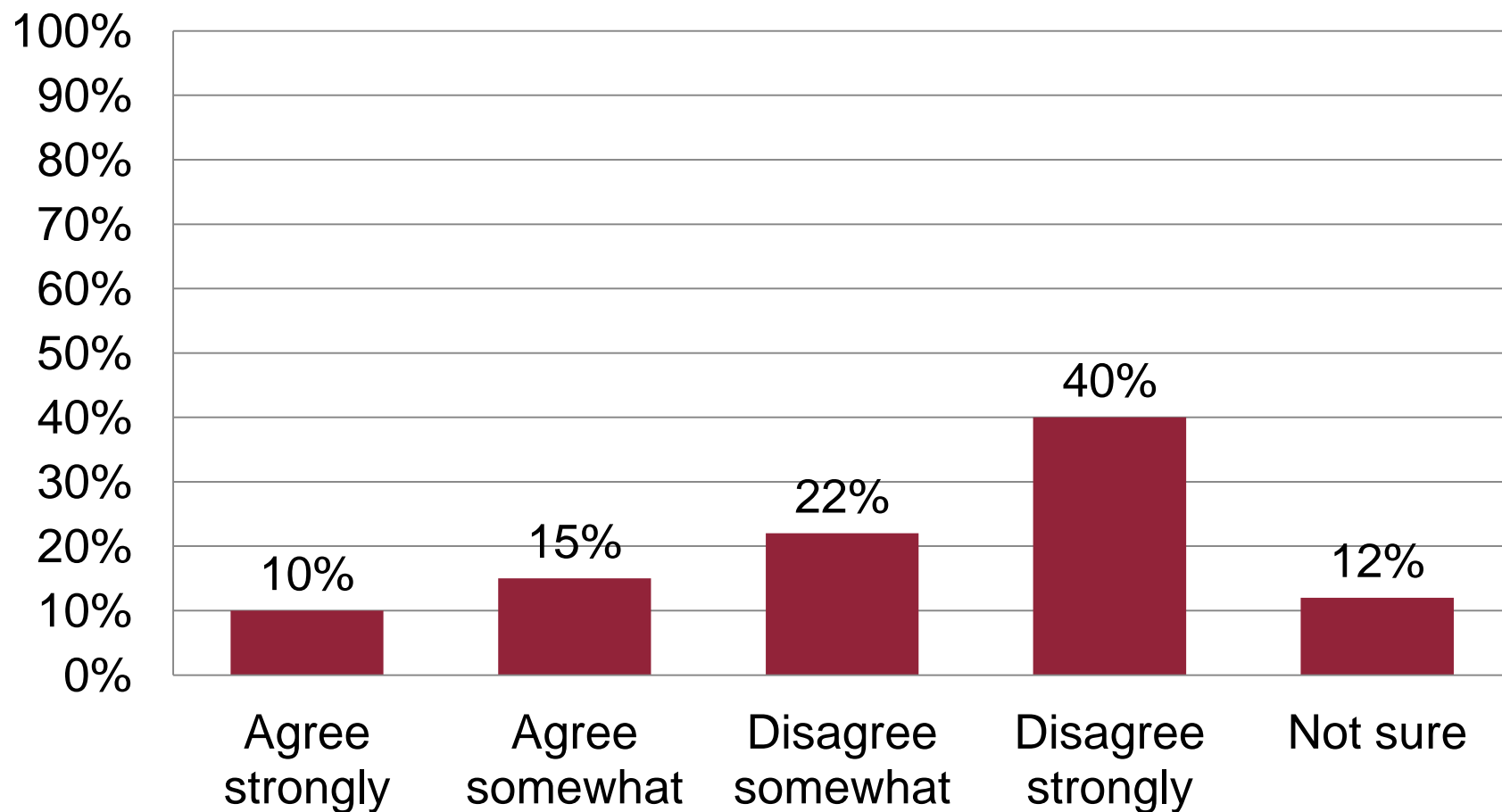
Q 29\_2: "For each of the following statements, please indicate your level of agreement."

# Gender identity is a matter of choice.



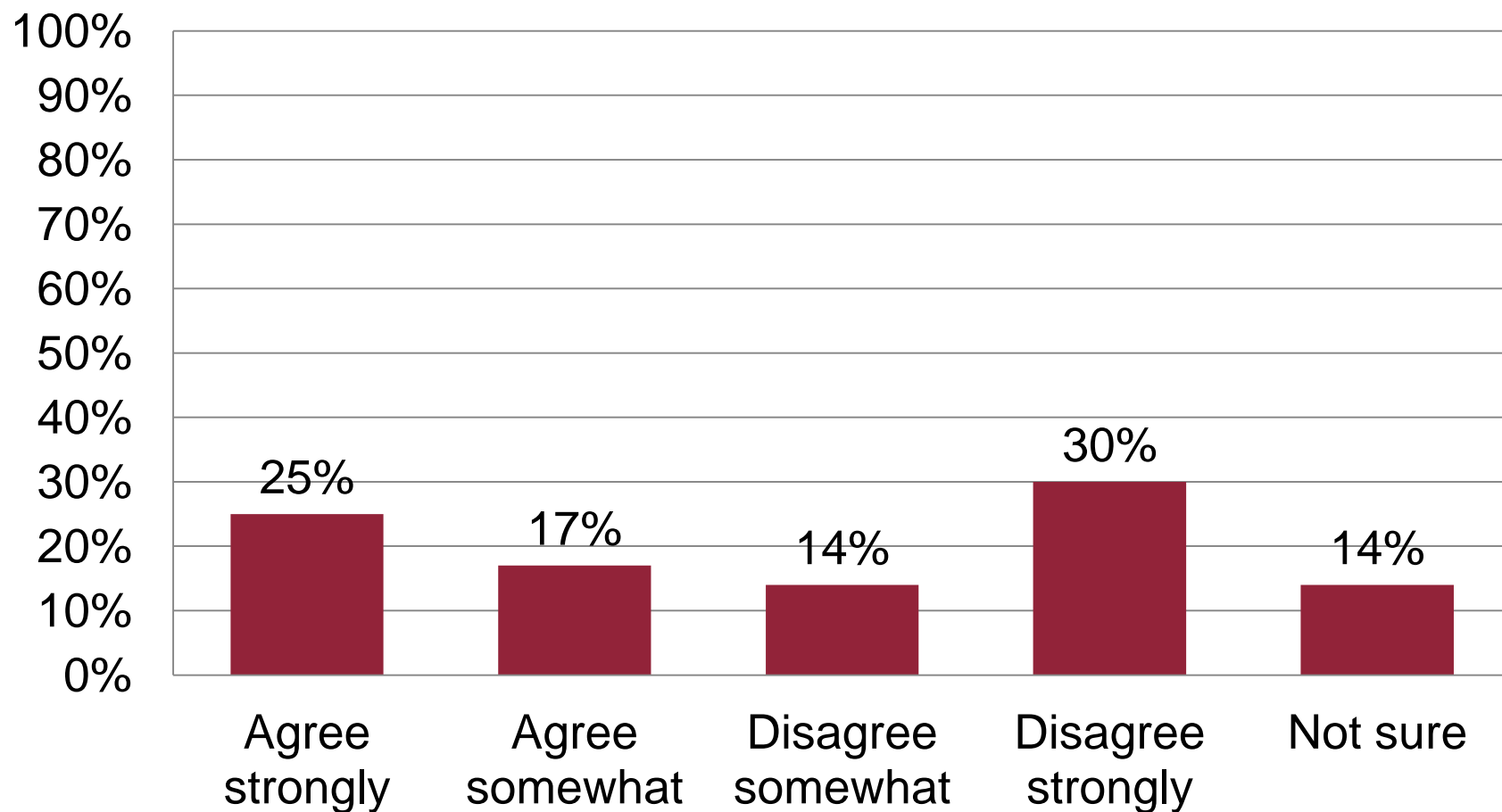
Q 29\_3: "For each of the following statements, please indicate your level of agreement."

# God will always reward true faith with material blessings.



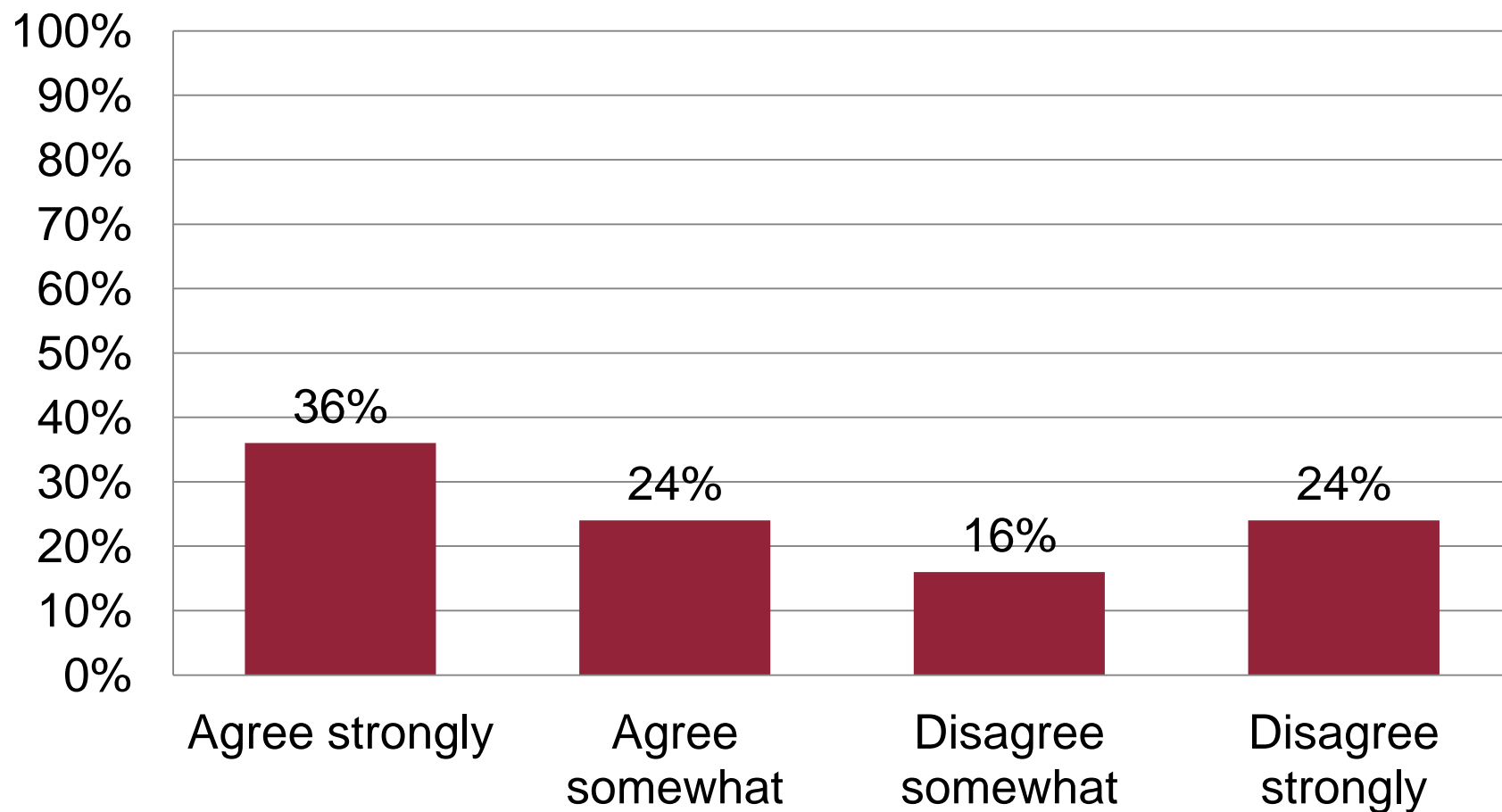
Q 29\_4: "For each of the following statements, please indicate your level of agreement."

# The Bible's condemnation of homosexual behavior doesn't apply today.



Q 29\_5: "For each of the following statements, please indicate your level of agreement."

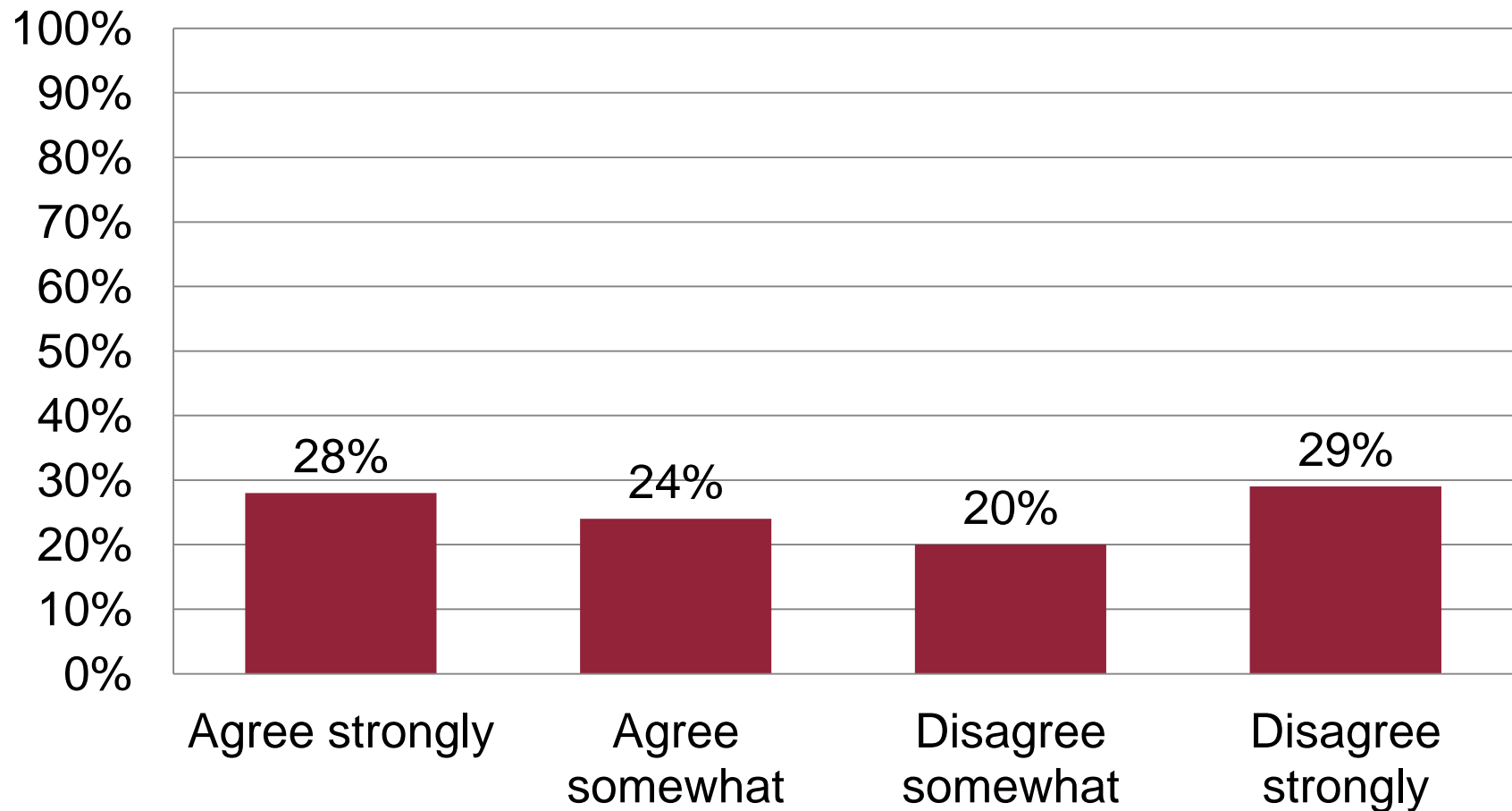
# The Bible is the highest authority for what I believe.



Q 30\_1: "For each of the following statements, please indicate your level of agreement."

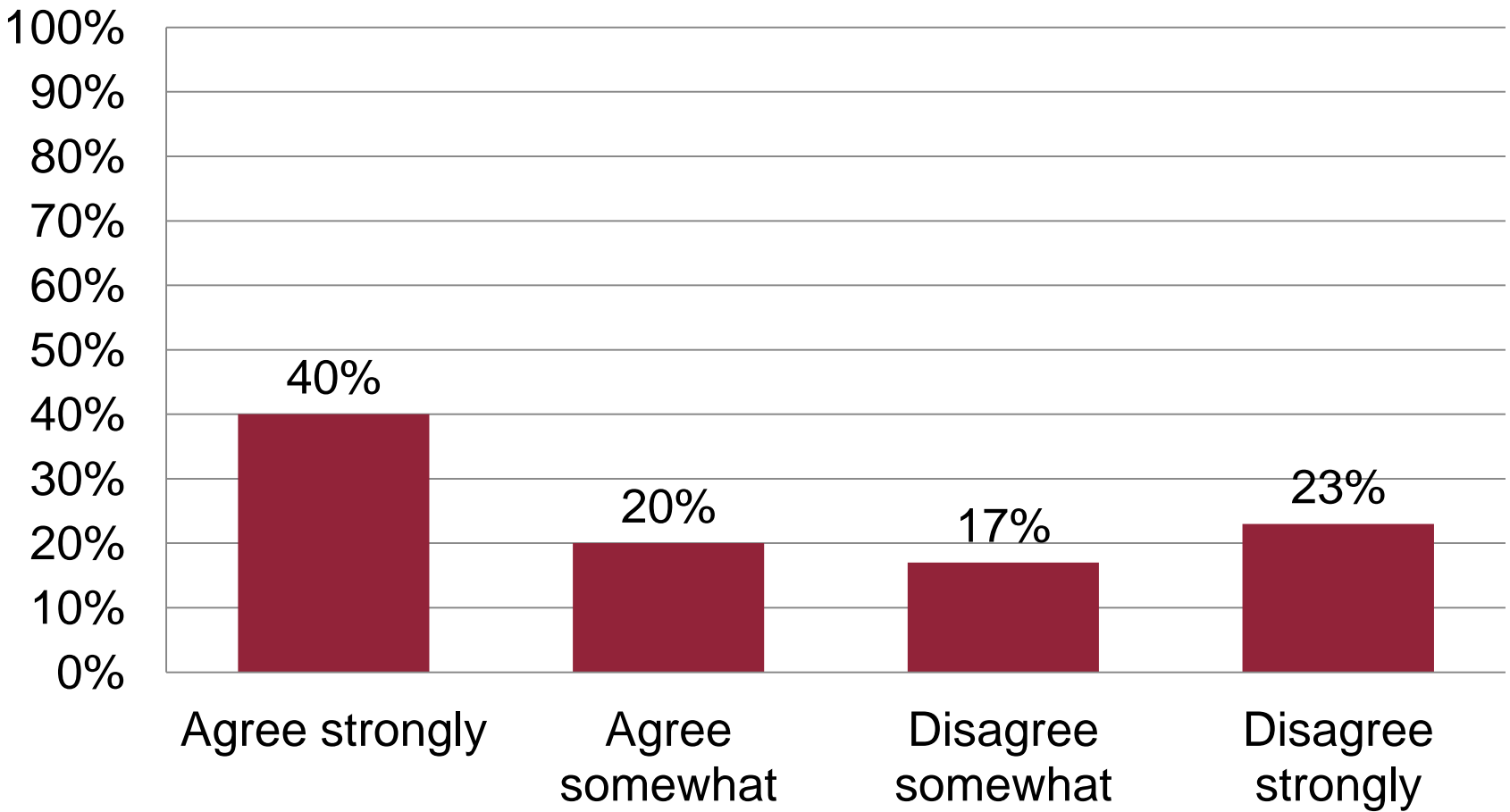


It is very important for me personally to encourage non-Christians to trust Jesus Christ as their Savior.



Q 30\_2: "For each of the following statements, please indicate your level of agreement."

# Jesus Christ’s death on the cross is the only sacrifice that could remove the penalty of my sin.

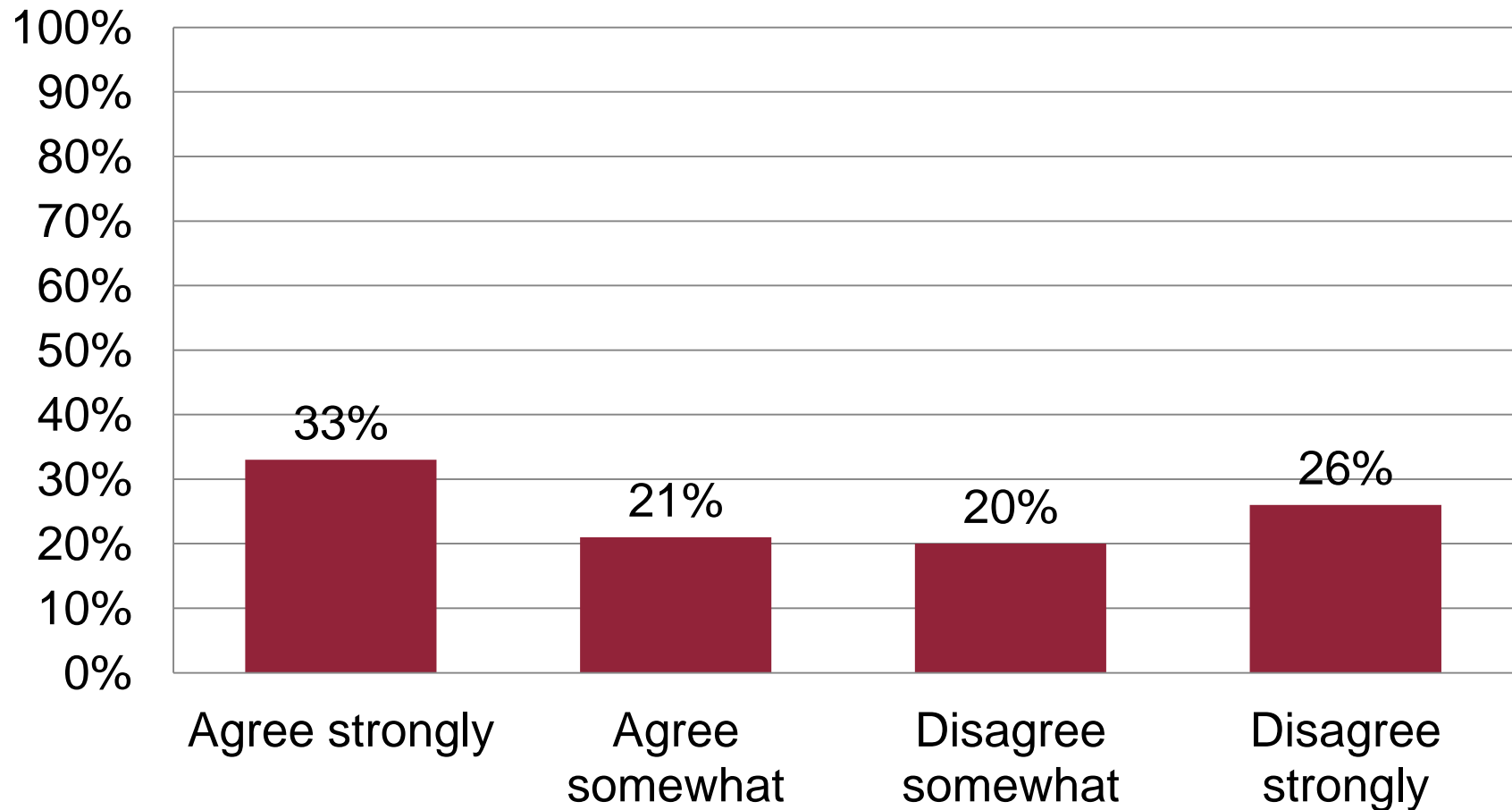


Q 30\_3: “For each of the following statements, please indicate your level of agreement.”



Only those who trust in Jesus Christ alone as their Savior receive God's free gift of eternal salvation.

---



Q 30\_4: "For each of the following statements, please indicate your level of agreement."

# Significant Differences

---

Region

Age

Gender

Education Level

Household Income

Ethnicity

Evangelical Beliefs

# Significant Statistical Differences

- Comparisons were made to determine if there are any significant statistical differences among region of the country, age, gender, and education level.

Region	Age	Gender	Education Level
Northeast	18-34	Male	HS graduate or less
Midwest	35-49	Female	Some college
South	50-64		Bachelor's degree
West	65+		Graduate degree

Notes: Region is defined by US Census locations

# Significant Statistical Differences

- Comparisons were made to determine if there are any significant statistical differences among household income, ethnic group, and Evangelical beliefs.

HH Income	Ethnic Group	Evangelical Beliefs
<\$25,000	Asian-Americans	Yes
\$25- <\$35k	African-American	No
\$35- <\$50k	Hispanic/Latino	
\$50- <\$75k	White, non-Hispanic	
\$75- <\$100k	Other/ mixed	
\$100,000+		

# Evangelical Beliefs

---

- Evangelical Beliefs are defined using the NAE LifeWay Research Evangelical Beliefs Research Definition based on respondent beliefs
- Respondents are asked their level of agreement with four separate statements using a four-point, forced choice scale (strongly agree, somewhat agree, somewhat disagree, strongly disagree). Those who strongly agree with all four statements are categorized as having Evangelical Beliefs
  - The Bible is the highest authority for what I believe
  - It is very important for me personally to encourage non-Christians to trust Jesus Christ as their Savior
  - Jesus Christ's death on the cross is the only sacrifice that could remove the penalty of my sin
  - Only those who trust in Jesus Christ alone as their Savior receive God's free gift of eternal salvation

# “God is a perfect being and cannot make a mistake.”

---

- Americans in the South are the most likely to Agree (72%), followed by those in the Midwest (66%)
- Americans age 18-34 are the most likely to Disagree (33%)
- Females (67%) are more likely to Agree than males (63%)
- Americans who are High School Graduate or Less (67%) or have some college (68%) are more likely to Agree than those with a Graduate degree (61%)
- Americans with household income of \$35,000-49,999 (71%) are more likely to Agree than those with \$75,000-99,999 (63%) and \$100,000 or more (60%)
- African-Americans are the most likely to Agree (86%)
- Americans with Evangelical Beliefs are more likely to Agree (97% v. 58%)



# “God knows everything that occurs in the world but does not determine all that happens.”

---

- Americans in the Midwest (65%) are the most likely to Agree
- Americans age 18-34 are the most likely to Disagree (36%)
- Americans with household income of \$35,000-49,999 (65%) are more likely to Agree than those with less than \$25,000 (56%)
- African-Americans (64%), Hispanics (60%), and Whites (60%) are more likely to Agree than Asian-Americans (49%)
- Americans with Evangelical Beliefs are more likely to Agree (65% v. 58%)

# “God continues to answer specific prayers.”

---

- Americans in the West are the least likely to Agree (59%)
- Americans age 35-49 (68%) and 50-64 (68%) are more likely to Agree than those 18-34 (63%)
- Females (70%) are more likely to Agree than males (62%)
- Americans with a Graduate degree are the most likely to Disagree (32%)
- Americans with household income of \$100,000 or more are the most likely to Disagree (31%)
- African-Americans are the most likely to Agree (82%)
- Americans with Evangelical Beliefs are more likely to Agree (94% v. 60%)

# “God is the author of Scripture.”

---

- Americans in the Midwest (60%) and South (63%) are more likely to Agree than those in the Northeast (54%) and West (52%)
- Females (62%) are more likely to Agree than males (54%)
- Americans who are high school graduates or less (62%) or those with some college (61%) are more likely to Agree than those with a Bachelor's (55%) or a Graduate degree (53%)
- Americans with household income of \$100,000 or more are the most likely to Disagree (40%)
- African-Americans are the most likely to Agree (72%), followed by Hispanics (63%)
- Americans with Evangelical Beliefs are more likely to Agree (94% v. 50%)

# “There is one true God in three persons: God the Father, God the Son, and God the Holy Spirit.”

---

- Americans in the West are the least likely to Agree (61%)
- Americans age 18-34 are the least likely to Agree (64%)
- Females (71%) are more likely to Agree than males (66%)
- Americans who are high school graduates or less (72%) or have some college (72%) are more likely to Agree than those with a Bachelor's (66%) or a Graduate degree (64%)
- Americans with household income of \$35,000-49,999 (73%) are more likely to Agree than those with \$100,000 or more (66%)
- African-Americans are the most likely to Agree (84%), followed by Hispanics (74%)
- Americans with Evangelical Beliefs are more likely to Agree (97% v. 62%)

# “God accepts the worship of all religions, including Christianity, Judaism and Islam.”

---

- Americans in the Northeast are the most likely to Agree (70%)
- Americans age 50-64 (67%) and 65+ (67%) are more likely to Agree than those 18-34 (62%) and 35-49 (60%)
- Americans with Bachelor’s degree are the most likely to Agree (72%)
- African-Americans (69%) are more likely to Agree than Asian-Americans (57%) and Whites (63%)
- Americans with Evangelical Beliefs are less likely to Agree (48% v. 67%)

## “God created male and female.”

---

- Americans in the South are the most likely to Agree (82%), while Americans in the West are least likely to Agree (70%)
- Americans age 35-49 (79%) are more likely to Agree than those 18-34 (75%)
- Females (81%) are more likely to Agree than males (73%)
- Americans who are high school graduates or less (82%) or have some college (81%) are more likely to Agree than those with a Bachelor's (74%) or a Graduate degree (71%)
- Americans with household income of \$35,000-\$49,999 (84%) are more likely to Agree than those with less than \$25,000 (78%), \$50,000-\$74,999 (78%), \$75,000-\$99,999 (75%), and \$100,000 or more (73%)
- African-Americans are the most likely to Agree (94%), followed by Hispanics (81%)
- Americans with Evangelical Beliefs are more likely to Agree (99% v. 72%)

# **“Biblical accounts of the physical (bodily) resurrection of Jesus are completely accurate. This event actually occurred.”**

---

- Americans in the South (69%) are more likely to Agree than those in the Northeast (62%) and West (58%)
- Americans age 18-34 are least likely to Agree (58%)
- Females (66%) are more likely to Agree than males (62%)
- Americans with some college (67%) are more likely to Agree than those with a Bachelor's (62%) or a Graduate degree (57%)
- Americans with household income of \$25,000-34,999 (68%), \$35,000-\$49,999 (69%), and \$50,000-74,999 (66%) are more likely to Agree than those with \$100,000 or more (59%)
- African-Americans are the most likely to Agree (77%), followed by Hispanics (69%)
- Americans with Evangelical Beliefs are more likely to Agree (98% v. 56%)

# “Jesus is the first and greatest being created by God.”

---

- Americans in the Midwest (54%) and South (56%) are the most likely to Agree than those in the West (47%)
- Americans age 35-49 (56%) and 50-64 (54%) are more likely to Agree than those 18-34 (48%)
- Females (57%) are more likely to Agree than males (48%)
- Americans who are high school graduates or less are the most likely to Agree (62%), followed by those with Some college (54%)
- Americans with household income of less than \$25,000 (55%), \$25,000-34,999 (55%), \$35,000-\$49,999 (58%), and \$50,000-74,999 (54%) are more likely to Agree than those with \$100,000 or more (45%)
- African-Americans (65%) and Hispanics (58%) are more likely to Agree than Asian-Americans (41%), Whites (50%), and Other Ethnicities (37%)
- Americans with Evangelical Beliefs are more likely to Agree (71% v. 48%)



# “Jesus is truly God and has a divine nature, and Jesus is truly man and has a human nature.”

---

- Americans in the West are the least likely to Agree (55%)
- Americans age 50-64 (64%) are more likely to Agree than those 18-34 (58%)
- Americans with household income of \$35,000-49,999 (66%) are more likely to Agree than those with less than \$25,000 (57%) and \$100,000 or more (59%)
- African-Americans (62%) and Hispanics (65%), and Whites (61%) are more likely to Agree than Asian-Americans (51%) and Other Ethnicities (45%)
- Americans with Evangelical Beliefs are more likely to Agree (85% v. 56%)

# “The Holy Spirit is a force but is not a personal being.”

---

- Americans in the Northeast (59%) and are more likely to Agree than those in the West (53%)
- Americans age 50-64 (60%) are more likely to Agree than those 18-34 (55%)
- Americans with some college (58%) are more likely to Agree than those with a Graduate degree (53%)
- Americans with household income of \$75,000-99,999 (62%) are more likely to Agree than those with less than \$25,000 (52%) and \$100,000 or more (54%)
- African-Americans (63%) and Hispanics (60%) are more likely to Agree than Asian-Americans (51%) and Whites (54%)
- Americans with Evangelical Beliefs are more likely to Disagree (37% v. 25%)

# “The Holy Spirit gives a spiritual new birth or new life before a person has faith.”

---

- Americans in the South (53%) are more likely to Agree than those in the Midwest (48%) and West (45%)
- Americans age 50-64 (31%) and 65+ (32%) are more likely to Disagree than those 35-49 (25%)
- Americans who are High School graduates or less (55%) are more likely to Agree than those with some college (49%) or a Graduate degree (45%)
- Americans with household income of \$35,000-49,999 (54%) are more likely to Agree than those with \$100,000 or more (47%)
- African-Americans (54%) and Hispanics (58%) are more likely to Agree than Asian-Americans (45%), Whites (48%), and Other Ethnicities (37%)
- Americans with Evangelical Beliefs are more likely to Agree (62% v. 47%)

# **“The Holy Spirit is a divine being but is not equal with God the Father and Jesus.”**

---

- Americans in the Northeast are the most likely to Agree (33%)
- Americans age 65+ are the most likely to Disagree (58%), while those age 18-34 are least likely to Disagree (45%)
- Males (30%) are more likely to Agree than females (26%)
- Americans with a Graduate degree are the most likely to Disagree (61%)
- Americans with household income of less than \$25,000 (30%) and \$25,000-34,999 (31%) are more likely to Agree than those with \$100,000 or more (25%)
- Asian-Americans (33%), African-Americans (31%), and Hispanics (35%) are more likely to Agree than Whites (25%)
- Americans with Evangelical Beliefs are more likely to Disagree (66% v. 48%)

# “Modern science discredits the claims of Christianity.”

---

- Americans in the West (47%) are more likely to Agree than those in the Northeast (41%)
- Americans age 50-64 (41%) are more likely to Disagree than those 18-34 (37%)
- Males (43%) are more likely to Disagree than females (36%)
- Americans with a Bachelor's (43%) or a Master's degree (47%) are more likely to Disagree than those who are High School graduates or less (32%) or have Some College (37%)
- Americans with household income of \$25,000-34,999 (50%) are more likely to Agree than those with \$35,000-49,999 (40%) and \$100,000 or more (42%)
- Whites (43%) are more likely to Disagree than Asian-Americans (31%), African-Americans (30%) and Hispanics (38%)
- Americans with Evangelical Beliefs are more likely to Disagree (44% v. 38%)

# “Everyone sins a little, but most people are good by nature.”

---

- Americans in the Midwest (69%) are more likely to Agree than those in the South (64%) and West (64%)
- Americans age 50-64 (70%) are more likely to Agree than those 18-34 (63%) and 35-49 (63%)
- Other Christians are the most likely to Agree (%)
- Americans with household income of \$75,000-99,999 (70%) are more likely to Agree than those with \$50,000-74,999 (62%)
- Americans with Evangelical Beliefs are less likely to Agree (54% v. 68%)

# “People have the ability to turn to God on their own initiative.”

---

- Americans in the Northeast (81%) are more likely to Agree than those in the West (76%)
- Americans age 18-34 are the least likely to Agree (75%)
- Americans with household income of \$25,000-34,999 (18%) are more likely to Disagree than those with less than \$25,000 (13%) and more than \$100,000 (13%)
- African-Americans (83%) and Whites (79%) are more likely to Agree than Asian-Americans (71%) and Other Ethnicities (70%)
- Americans with Evangelical Beliefs are more likely to Agree (82% v. 78%)

# “Even the smallest sin deserves eternal damnation.”

---

- Americans age 50-64 (76%) and 65+ (75%) are more likely to Disagree than those 18-34 (70%)
- Americans with a Graduate degree are the most likely to Disagree (81%), while those who are High School graduates or less are least likely (66%)
- Americans with household income of \$100,000 or more are the most likely to Disagree (83%)
- Hispanics (73%) and Whites (77%) are more likely to Disagree than Asian-Americans (61%) and African-Americans (62%)
- Americans with Evangelical Beliefs are more likely to Agree (47% v. 13%)



# **“By the good deeds that I do, I partly contribute to earning my place in heaven.”**

- Americans in the Northeast (58%) are more likely to Agree than those in the South (51%) and West (45%)
- Americans 65+ (39%) are more likely to Disagree than those 18-34 (33%)
- Americans with household income of \$75,000-99,999 (56%) and \$100,000 or more (54%) are more likely to Agree than those with less than \$25,000 (48%)
- African-Americans (56%) and Hispanics (56%) are more likely to Agree than Asian-Americans (47%) and Other Ethnicities (40%)
- Americans with Evangelical Beliefs are more likely to Disagree (59% v. 30%)

# “The Bible, like all sacred writings, contains helpful accounts of ancient myths but is not literally true.”

---

- Americans in the Northeast (49%) are more likely to Agree than those in the South (41%)
- Americans age 18-34 (46%) and 65+ (48%) are more likely to Agree than those 35-49 (41%)
- Males (49%) are more likely to Agree than females (39%)
- Americans with a Bachelor's (51%) or a Graduate degree (53%) are more likely to Agree than those who are High School graduates (35%) or have some college (39%)
- Americans with household income of \$75,000-99,999 (50%), and \$100,000 or more (53%) are more likely to Agree than those with less than \$25,000 (36%), \$25,000-34,999 (39%), and \$35,000-49,999 (42%)
- Asian-Americans (51%), Hispanics (44%), and Whites (47%) are more likely to Agree than African-Americans (31%)
- Americans with Evangelical Beliefs are less likely to Agree (17% v. 51%)

# “The Bible was written for each person to interpret as he or she chooses.”

---

- Americans in the South (43%) are more likely to Disagree than those in the Midwest (38%) and West (37%)
- Americans age 18-34 are the most likely to Agree (58%)
- Males (53%) are more likely to Agree than females (49%)
- Americans with household income of \$50,000-74,999 (54%), and \$100,000 or more (56%) are more likely to Agree than those with less than \$25,000 (46%)
- Asian-Americans (54%), Hispanics (52%), and Whites (53%) are more likely to Agree than African-Americans (41%)
- Americans with Evangelical Beliefs are less likely to Agree (30% v. 56%)

# “The Bible alone is the written word of God.”

---

- Americans in the South are the most likely to Agree (57%)
- Americans age 35-49 (55%) are more likely to Agree than those 18-34 (49%)
- Females (57%) are more likely to Agree than males (46%)
- Americans who are High School graduates or less are the most likely to Agree (61%), while those with a Graduate degree are least likely (39%)
- Americans with household income of \$100,000 or more are the most likely to Disagree (50%)
- African-Americans are the most likely to Agree (69%), followed by Hispanics (55%)
- Americans with Evangelical Beliefs are more likely to Agree (95% v. 42%)

# “The Bible is 100% accurate in all that it teaches.”

---

- Americans in the South are more likely to Agree (53%)
- Females (52%) are more likely to Agree than males (42%)
- Americans with a Graduate degree are the most likely to Disagree (58%), followed by those with a Bachelor's (48%)
- Americans with household income of \$100,000 or more are the most likely to Disagree (57%)
- African-Americans are the most likely to Agree (67%), followed by Hispanics (53%)
- Americans with Evangelical Beliefs are more likely to Agree (95% v. 36%)

# “A person obtains peace with God by first taking the initiative to seek God and then God responds with grace.”

---

- Americans in the South (73%) are more likely to Agree than those in the Midwest (69%) and West (64%)
- Americans age 50-64 (71%) are more likely to Agree than those 18-34 (66%)
- Females (73%) are more likely to Agree than males (65%)
- Americans who are High School graduates or less (72%) or have some college (72%) are more likely to Agree than those with a Bachelor's (67%) or a Graduate degree (63%)
- Americans with household income of less than \$25,000 (71%) and \$35,000-49,999 (74%) are more likely to Agree than those with \$100,000 or more (65%)
- African-Americans are the most likely to Agree (83%), followed by Hispanics (73%)
- Americans with Evangelical Beliefs are more likely to Agree (86% v. 65%)

# “An individual must contribute his or her own effort for personal salvation.”

---

- Americans in the South (79%) are more likely to Agree than those in the West (73%)
- Americans with a Bachelor's (17%) or a Graduate degree (18%) are more likely to Disagree than those who are High School graduates or less (13%)
- African-Americans are the most likely to Agree (86%)
- Americans with Evangelical Beliefs are more likely to Disagree (23% v. 14%)

# “Salvation always begins with God changing a person so that he or she will turn to Him in faith.”

---

- Americans in the South are the most likely to Agree (59%)
- Americans with a Graduate degree are the most likely to Disagree (41%), followed by those with a Bachelor's (34%)
- Americans with household income of \$35,000-49,999 (62%) are more likely to Agree than those with \$50,000-74,999 (53%), \$75,000-99,999 (50%), and \$100,000 or more (44%)
- African-Americans are the most likely to Agree (71%)
- Americans with Evangelical Beliefs are more likely to Agree (80% v. 47%)



# “Heaven is a place where all people will ultimately be reunited with their loved ones.”

---

- Americans in the Northeast (63%) and South (62%) are more likely to Agree than those in the West (56%)
- Americans age 65+ are the least likely to Agree (55%)
- Females (65%) are more likely to Agree than males (55%)
- Americans who are High School graduates or less (64%) or have some college (62%) are more likely to Agree than those with a Graduate degree (56%)
- Americans with household income of less than \$25,000 (63%) and \$50,000-74,999 (62%) are more likely to Agree than those with \$100,000 or more (56%)
- Hispanics (67%) are more likely to Agree than Asian-Americans (51%), Whites (60%), and Other Ethnicities (51%)
- Americans with Evangelical Beliefs are more likely to Agree (64% v. 60%)

# “Hell is an eternal place of judgment where God sends all people who do not personally trust in Jesus Christ.”

---

- Americans in the Midwest (42%) and South (45%) are more likely to Agree than those in the Northeast (36%) and West (35%)
- Americans age 18-34 (41%) and 35-49 (44%) are more likely to Agree than those 65+ (35%)
- Females (42%) are more likely to Agree than males (38%)
- Americans with a Graduate degree are the most likely to Disagree (57%), followed by those with a Bachelor's (47%)
- Americans with household income of \$100,000 or more are the most likely to Disagree (56%)
- African-Americans are the most likely to Agree (57%), followed by Hispanics (44%)
- Americans with Evangelical Beliefs are more likely to Agree (84% v. 30%)

# “God would be fair to show His wrath against sin.”

---

- Americans in the South are the most likely to Agree (61%)
- Americans age 18-34 are least likely to Agree (52%)
- Americans with a Graduate degree are the most likely to Disagree (35%), followed by those with a Bachelor's (29%)
- Americans with household income of \$100,000 or more are most likely to Disagree (36%)
- African-Americans are the most likely to Agree (70%), followed by Hispanics (62%)
- Americans with Evangelical Beliefs are more likely to Agree (92% v. 50%)

# “There will be a time when Jesus Christ returns to judge all the people who have lived.”

---

- Americans in the South (64%) are more likely to Agree than those in the Northeast (57%) and West (54%)
- Americans age 35-49 (61%) and 50-64 (62%) are more likely to Agree than those 18-34 (55%)
- Females (62%) are more likely to Agree than males (56%)
- Americans who are High School graduates or less (65%) or have Some College (62%) are more likely to Agree than those with a Bachelor's (56%) or a Graduate degree (52%)
- Americans with household income of \$100,000 or more are the most likely to Disagree (34%)
- African-Americans are the most likely to Agree (79%), followed by Hispanics (65%)
- Americans with Evangelical Beliefs are more likely to Agree (96% v. 51%)

# “Worshiping alone or with one’s family is a valid replacement for regularly attending church.”

---

- Americans in the Northeast (63%) are more likely to Agree than those in the South (56%) and West (57%)
- Americans age 18-34 are the least likely to Disagree (26%)
- Americans with household income of \$100,000 or more (62%) are more likely to Agree than those with less than \$25,000 (56%)
- African-Americans are the most likely to Disagree (42%)
- Americans with Evangelical Beliefs are less likely to Agree (42% v. 63%)

# “Churches that do not preach from the Bible should not be considered a Christian church.”

---

- Americans in the South (48%) are more likely to Agree than those in the Northeast (42%)
- Americans age 35-49 are the most likely to Agree (51%)
- Americans with a Graduate degree are the most likely to Disagree (51%)
- Americans with household income of \$25,000-34,999 (50%), \$35,000-49,999 (48%), and \$50,000-74,999 (47%) are more likely to Agree than those with \$100,000 or more (40%)
- African-Americans (47%), Hispanics (46%), and Whites (44%) are more likely to Agree than Other Ethnicities (34%)
- Americans with Evangelical Beliefs are more likely to Agree (81% v. 36%)

# “My local church has the authority to withhold the Lord’s Supper from me and exclude me from the fellowship of the church.”

---

- Americans age 18-34 (34%) are more likely to Agree than those 35-49 (26%) and 50-64 (26%)
- Males (32%) are more likely to Agree than females (27%)
- Americans with household income of \$100,000 or more (65%) are more likely to Disagree than those with less than \$25,000 (56%)
- Hispanics (35%) are more likely to Agree than African-Americans (23%) and Whites (28%)
- Americans with Evangelical Beliefs are more likely to Agree (38% v. 25%)

# “The church should be silent on issues of politics.”

---

- Americans age 65+ (58%) are more likely to Agree than those 35-49 (52%)
- Males (58%) are more likely to Agree than females (51%)
- Americans with Some College (55%) or a Bachelor’s degree (56%) are more likely to Agree than those who are High School graduates or less (49%)
- Americans with household income of \$100,000 or more (59%) are more likely to Agree than those with less than \$25,000 (50%) and \$35,000-49,999 (50%)
- Asian-Americans (60%), Hispanics (56%), and Whites (57%) are more likely to Agree than African-Americans (37%)
- Americans with Evangelical Beliefs are more likely to Disagree (54% v. 30%)



# “There is little value in studying or reciting historical Christian creeds and confessions.”

---

- Americans in the Northeast (29%) are more likely to Agree than those in the Midwest (24%)
- Americans age 18-34 are the most likely to Agree (31%)
- Males (29%) are more likely to Agree than females (23%)
- Americans who are High School graduates or less are the least likely to Disagree (49%)
- Americans with household income of \$35,000-49,999 (64%), \$50,000-74,999 (60%), and \$100,000 or more (63%) are more likely to Disagree than those with \$25,000-34,999 (52%) and \$25,000-34,999 (52%)
- Hispanics (31%) are more likely to Agree than African-Americans (20%) and Whites (25%)
- Americans with Evangelical Beliefs are more likely to Disagree (68% v. 56%)

# “God is unconcerned with my day-to-day decisions.”

---

- Americans in the Northeast (34%) and West (32%) are more likely to Agree than those in the Midwest (25%) and South (23%)
- Americans age 18-34 (30%) are more likely to Agree than those 50-64 (25%)
- Males (32%) are more likely to Agree than females (24%)
- Americans with a Bachelor's (30%) or a Graduate degree (30%) are more likely to Agree than those with some college (25%)
- Americans with household income of \$75,000-99,999 (30%) and \$100,000 or more (31%) are more likely to Agree than those with \$35,000-49,999 (24%)
- African-Americans are the most likely to Disagree (77%)
- Americans with Evangelical Beliefs are more likely to Disagree (84% v. 56%)

# “God has authority over all people because He created human beings.”

---

- Americans in the South are the most likely to Agree (71%), while Westerners are least likely to Agree (57%)
- Americans age 35-49 (66%) and 50-64 (67%) are more likely to Agree than those 18-34 (61%)
- Females (68%) are more likely to Agree than males (62%)
- Americans who are High School graduates or less (69%) or have some college (68%) are more likely to Agree than those with a Bachelor's (63%) or a Graduate degree (59%)
- Americans with household income of \$25,000-34,999 (69%), \$35,000-49,999 (71%), \$50,000-74,999 (66%), and \$75,000-99,999 (66%) are more likely to Agree than those with \$100,000 or more (59%)
- African-Americans are the most likely to Agree (85%)
- Americans with Evangelical Beliefs are more likely to Agree (97% v. 58%)

# “The Bible has the authority to tell us what we must do.”

---

- Americans in the South are the most likely to Agree (56%), followed by those in the Midwest (51%)
- Americans age 18-34 are least likely to Agree (43%)
- Females (52%) are more likely to Agree than males (48%)
- Americans who are High School graduates or less (51%) or have some college (52%) are more likely to Agree than those with a Graduate degree (45%)
- Americans with household income of \$100,000 or more are the most likely to Disagree (51%)
- African-Americans are the most likely to Agree (72%)
- Americans with Evangelical Beliefs are more likely to Agree (95% v. 39%)

# “Humans exist to bring God glory and to enjoy Him.”

---

- Americans in the South are the most likely to Agree (65%), while those in the West are least likely (50%)
- Americans age 35-49 (61%) and 50-64 (61%) are more likely to Agree than those 18-34 (54%)
- Females (63%) are more likely to Agree than males (54%)
- Americans who are High School graduates or less (63%) or have Some College (62%) are more likely to Agree than those with a Bachelor's (56%) or a Graduate degree (51%)
- Americans with household income of \$100,000 or more are the least likely to Agree (51%)
- African-Americans are the most likely to Agree (78%)
- Americans with Evangelical Beliefs are more likely to Agree (95% v. 50%)

# “Sex outside of traditional marriage is a sin.”

---

- Americans in the South (54%) are more likely to Agree than those in the Northeast (44%) and West (45%)
- Americans age 35-49 (51%) are more likely to Agree than those 18-34 (47%)
- Females (53%) are more likely to Agree than males (45%)
- Americans who are High School graduates or less (56%) or have some college (54%) are more likely to Agree than those with a Bachelor's (44%) or a Graduate degree (40%)
- Americans with household income of \$100,000 or more are the most likely to Disagree (55%)
- African-Americans are the most likely to Agree (69%)
- Americans with Evangelical Beliefs are more likely to Agree (91% v. 40%)

## “Abortion is a sin.”

---

- Americans in the Midwest (52%) and South (52%) are more likely to Agree than those in the West (46%)
- Americans age 35-49 (52%) are more likely to Agree than those 50-64 (46%)
- Americans with a Graduate degree are the most likely to Disagree (50%), followed by those with a Bachelor's (45%)
- Americans with household income of less than \$25,000 (55%), \$25,000-34,999 (53%), and \$35,000-49,999 (54%) are more likely to Agree than those with \$75,000-99,999 (45%) and \$100,000 or more (41%)
- African-Americans (55%) are more likely to Agree than Asian-Americans (43%), Whites (48%), and Other Ethnicities (42%)
- Americans with Evangelical Beliefs are more likely to Agree (87% v. 41%)

## **“Gender identity is a matter of choice.”**

---

- Americans in the Northeast (43%) are more likely to Agree than those in the Midwest (36%) and South (36%)
- Americans age 18-34 are the most likely to Agree (43%)
- Asian-Americans are the most likely to Agree (58%)
- Americans with household income of \$35,000-49,999 (54%) are more likely to Disagree than those with less than \$25,000 (48%)
- Asian-Americans (44%), African-Americans (41%), and Hispanics (47%) are more likely to Agree than Whites (35%)
- Americans with Evangelical Beliefs are less likely to Agree (32% v. 40%)



# “God will always reward true faith with material blessings.”

---

- Americans age 18-34 (28%) are more likely to Agree than those 50-64 (22%)
- Males (28%) are more likely to Agree than females (22%)
- Americans who are High School graduates or less are most likely to agree (33%), while those with a Graduate degree are least likely (18%)
- Americans with household income of less than \$25,000 (28%) and \$25,000-34,999 (31%) are more likely to Agree than those with \$50,000-74,999 (23%) and \$100,000 or more (20%)
- African-Americans (38%) are more likely to Agree than Asian-Americans (27%), Whites (21%), and Other Ethnicities (24%)
- Americans with Evangelical Beliefs are more likely to Agree (37% v. 23%)

# “The Bible’s condemnation of homosexual behavior doesn’t apply today.”

---

- Americans in the Northeast are the most likely to Agree (51%)
- Americans age 18-34 are the most likely to Agree (47%)
- Males (44%) are more likely to Agree than females (40%)
- Americans with a Bachelor’s (48%) or a Graduate degree (48%) are more likely to Agree than those who are High School graduates or less (34%) or have Some College (36%)
- Americans with household income of \$100,000 or more (49%) are more likely to Agree than those with less than \$25,000 (34%), \$35,000-49,999 (39%), \$50,000-74,999 (43%), and \$75,000-99,999 (41%)
- African-Americans are the most likely to Disagree (57%)
- Americans with Evangelical Beliefs are more likely to Disagree (75% v. 37%)

# “The Bible is the highest authority for what I believe.”

---

- Americans in the Midwest (62%) and South (67%) are more likely to Agree than those in the Northeast (55%) and West (53%)
- Americans age 35-49 (64%) and 50-64 (62%) are more likely to Agree than those 18-34 (56%)
- Females (63%) are more likely to Agree than males (58%)
- Americans with a Graduate degree are the most likely to Disagree (52%), followed by those with a Bachelor's (43%)
- Americans with household income of \$100,000 or more are the most likely to Disagree (49%)
- African-Americans are the most likely to Agree (84%)

# “It is very important for me personally to encourage non-Christians to trust Jesus Christ as their Savior.”

---

- Americans in the South are the most likely to Agree (58%), followed by those in the Midwest (52%)
- Americans age 35-49 are the most likely to Agree (57%)
- Females (54%) are more likely to Agree than males (49%)
- Americans with a Graduate degree are the most likely to Disagree (58%), followed by those with a Bachelor's (52%)
- Americans with household income of less than \$25,000 (55%), \$25,000-34,999 (56%), and \$35,000-49,999 (59%) are more likely to Agree than those with \$75,000-99,999 (48%) and \$100,000 or more (42%)
- African-Americans are the most likely to Agree (70%), followed by Hispanics (53%)

# “Jesus Christ’s death on the cross is the only sacrifice that could remove the penalty of my sin.”

---

- Americans in the Midwest (61%) and South (65%) are more likely to Agree than those in the Northeast (55%)
- Americans age 35-49 (65%) are the most likely to Agree
- Females (64%) are more likely to Agree than males (57%)
- Americans with a Graduate degree are the most likely to Disagree (49%), followed by those with a Bachelor’s (43%)
- Americans with household income of \$100,000 or more are the most likely to Disagree (51%)
- African-Americans are the most likely to Agree (78%)

# “Only those who trust in Jesus Christ alone as their Savior receive God’s free gift of eternal salvation.”

---

- Americans in the South are the most likely to Agree (60%)
- Americans age 35-49 are the most likely to Agree (60%)
- Females (57%) are more likely to Agree than males (51%)
- Americans with a Graduate degree are the most likely to Disagree (59%), followed by those with a Bachelor’s (49%)
- Americans with household income of \$100,000 or more are the most likely to Disagree (58%)
- African-Americans are the most likely to Agree (73%)

# The State of American Theology Study 2016

---

Commissioned by

*Ligonier Ministries*

TheStateofTheology.com

